

## Annexure A

### DETERMINATION OF DEVELOPMENT APPLICATION BY GRANT OF CONSENT

**Development Application No:** DA2019/448/1

**Development:** Demolition of the existing dwelling and the construction of a new 3 storey dwelling, swimming pool and landscaping works

**Site:** 4 Loch Maree Place, Vaucluse

The above development application has been determined by the granting of consent subject to the conditions specified in this consent.

**Date of determination:** 5 October 2021

**Date from which consent takes effect:** Date on which the consent is registered on the NSW Planning Portal.

#### TERMINOLOGY

In this consent:

- (a) Any reference to a Construction, Compliance, Occupation or Subdivision Certificate is a reference to such a certificate as defined in the *Environmental Planning and Assessment Act 1979*.
- (b) Any reference to the “applicant” means a reference to the applicant for development consent or any person who may be carrying out development from time to time pursuant to this consent.
- (c) Any reference to the “site”, means the land known as 4 Loch Maree Place, Vaucluse.

The conditions of consent are as follows:

## **A. General Conditions**

### **A.1 Conditions**

Consent is granted subject to the following conditions imposed pursuant to section 4.16 of the *Environmental Planning and Assessment Act 1979* ("the *Act*") and the provisions of the *Environmental Planning and Assessment Regulation 2000* ("the *Regulation*") such conditions being reasonable and relevant to the development as assessed pursuant to section 4.15 of the *Act*.

Standard Condition: A1 (Autotext AA1)

### **A.2 Definitions**

Unless specified otherwise, words have the same meaning as defined by the *Act*, the *Regulation* and the *Interpretation Act 1987* as in force at the date of consent.

***Applicant*** means the applicant for this consent.

***Approved Plans*** mean the plans endorsed by Council referenced by this consent as amended by conditions of this consent.

***AS*** or ***AS/NZS*** means Australian Standard® or Australian/New Zealand Standard®, respectively, published by Standards Australia International Limited.

***BCA*** means the Building Code of Australia as published by the Australian Building Codes Board as in force at the date of issue of any Construction Certificate.

***Council*** means Woollahra Municipal Council

***Court*** means the Land and Environment Court

***Local native plants*** means species of native plant endemic to Sydney's eastern suburbs (see the brochure titled "Local Native Plants for Sydney's Eastern Suburbs" published by the Southern Sydney Regional Organisation of Councils).

***Stormwater drainage system*** means all works, facilities and documentation relating to:

- the collection of stormwater,
- the retention of stormwater,
- the reuse of stormwater,
- the detention of stormwater,
- the controlled release of stormwater; and
- connections to easements and public stormwater systems.

**Owner** means the owner of the *site* and successors in title to the *site*.

**Owner-builder** has the same meaning as in the *Home Building Act 1989*.

**PC** means the Principal Certifier under the *Act*.

**Principal Contractor** has the same meaning as in the *Act*, or where a Principal Contractor has not been appointed by the Owner of the land being developed Principal Contractor means the Owner of the land being developed.

**Professional engineer** has the same meaning as in the BCA.

**Public place** has the same meaning as in the *Local Government Act 1993*.

**Road** has the same meaning as in the *Roads Act 1993*.

**SEE** means the final version of the Statement of Environmental Effects lodged by the Applicant.

**Site** means the land being developed subject to this consent.

**Woollahra LEP** means *Woollahra Local Environmental Plan 2014*

**Woollahra DCP** means *Woollahra Development Control Plan 2015*

**Work** for the purposes of this consent means:

- the use of land in connection with development,
- the subdivision of land,
- the erection of a building,
- the carrying out of any work,

- the use of any site crane, machine, article, material, or thing,
- the storage of waste, materials, site crane, machine, article, material, or thing,
- the demolition of a building,
- the piling, piercing, cutting, boring, drilling, rock breaking, rock sawing or excavation of land,
- the delivery to or removal from the *site* of any machine, article, material, or thing, or
- the occupation of the *site* by any person unless authorised by an occupation certificate.

**Note: Interpretation of conditions** - Where there is any need to obtain an interpretation of the intent of any condition this must be done in writing to Council and confirmed in writing by Council.

Standard Condition: A2 (Autotext AA2)

### A.3 Approved Plans and Supporting Documents

Those with the benefit of this consent must carry out all work and maintain the use and works in accordance with both the architectural plans and supporting documents listed below as submitted by the Applicant unless modified by any following condition.

Where the plans relate to alterations or additions only those works shown in colour or highlighted are approved.

Reference	Description	Author/Drawn	Date(s)
Project No. 19xsy011, Dwg No. 1_01, Rev B	Basement level	X.Pace	13/09/2021
Project No. 19xsy011, Dwg No. 1_02, Rev B	Ground Floor	X.Pace	13/09/2021
Project No. 19xsy011, Dwg No. 1_03, Rev B	Level 1	X.Pace	13/09/2021
Project No. 19xsy011, Dwg No. 1_04, Rev B	Roof plan	X.Pace	13/09/2021
Project No. 19xsy011, Dwg No. 3_01, Rev B	Elevations North & East	X.Pace	13/09/2021
Project No. 19xsy011, Dwg No. 3_02, Rev B	Elevations South & West	X.Pace	13/09/2021
Project No. 19xsy011, Dwg No. 2_01, Rev B	Sections	X.Pace	13/09/2021
Project No. 19xsy011, Dwg No. 4_01, Rev B	Window Schedule	X.Pace	13/09/2021
Project No. 19xsy011, Dwg No. 4_02, Rev B	Window Schedule	X.Pace	13/09/2021

19/67 H-DA2-01/A H-DA2-02/A H-DA2-03/A H-DA2-04/A	Stormwater Management Plan	ITM Design P/L	24/08/21 24/08/21 24/08/21 24/08/21
Plan No. s LP01-1719/C, LP02-1719/C, LP03- 1719/C,	Landscape Plan	Tanya Wood Landscape Architecture	August 2021
	Construction Impact Assessment and Management Plan	George palmer – Botanics Tree wise People Pty Ltd	December 2019
Ref: E34432Plet-ASS	Acid Sulphate Soil Assessment	JKEnvironment s	14/09/2021

**Note:** Warning to Accredited Certifiers – You should always insist on sighting the original Council stamped approved plans. You should not rely solely upon the plan reference numbers in this condition. Should the Applicant not be able to provide you with the original copy Council will provide you with access to its files so you may review our original copy of the approved plan.

**Note:** These plans and supporting documentation may be subject to conditions imposed under section 4.17(1)(g) of the *Act* modifying or amending the development (refer to conditions which must be satisfied prior to the issue of any *Construction Certificate*.)

Standard Condition: A5 (Autotext AA5)

#### A.4 Ancillary Aspects of Development (section 4.17(2) of the Act)

The Owner must procure the repair, replacement or rebuilding of all road pavement, kerb, gutter, footway, footpaths adjoining the site or damaged as a result of work under this consent or as a consequence of work under this consent. Such work must be undertaken to Council's satisfaction in accordance with Council's *Specification for Roadworks, Drainage and Miscellaneous Works* (2012) unless expressly provided otherwise by these conditions at the Owner's expense.

**Note:** This condition does not affect the Principal Contractor's or any sub-contractors obligations to protect and preserve public infrastructure from damage or affect their liability for any damage that occurs.

Standard Condition: A8 (Autotext AA8)

#### A.5 Tree Preservation & Approved Landscaping Works

All landscape works shall be undertaken in accordance with the approved landscape plan, arborist report, tree management plan and transplant method statement as applicable.

a) The following trees shall be retained

- Trees on Private Land

Council Ref No.	Species	Location	Dimension (metres)
2	<i>Phoenix canariensis</i> (Canary Island Date palm)	Front boundary	10 x 5

**Note:** The tree/s required to be retained should appear coloured green on the construction certificate plans.

b) The following trees may be removed:

Council Ref No.	Species	Location	Dimension (metres)
1	<i>Dypsis lutescens</i> (Golden Cane palm)	Front yard – adjacent existing dwelling	5 x 4

**Note:** Tree/s to be removed shall appear coloured red on the construction certificate plans.

## **B. Conditions which must be satisfied prior to the demolition of any building or construction**

### **B.1 Construction Certificate Required Prior to Any Demolition**

Where demolition is associated with an altered portion of, or an extension to an existing building the demolition of any part of a building is "commencement of erection of building" pursuant to section 6.6 of the *Act*.

In such circumstance all conditions in Part C and Part D of this consent must be satisfied prior to any demolition work. This includes, but is not limited to, the issue of a Construction Certificate, appointment of a Principal Certifier, and Notice of Commencement under the *Act*.

**Note:** See *Over our Dead Body Society Inc v Byron Bay Community Association Inc* [2001] NSWLEC 125.

Standard Condition: B1 (Autotext BB1)

## B.2 Identification of Hazardous Material

In accordance with Australian Standard AS2601: *The Demolition of Structures*, the Owner shall identify all hazardous substances located on the site including asbestos, polychlorinated biphenyls (PCBs), lead paint, underground storage tanks, chemicals, etc. per clause 1.6.1 of the Standard.

In this regard, **prior to the commencement of any work**, Council shall be provided with a written report prepared by a suitably qualified competent person detailing:

- all hazardous materials identified on the site,
- the specific location of all hazardous materials identified,
- whether the hazardous materials are to be removed from the site as part of the works to be undertaken, and
- safety measures to be put in place.

**Note:** This condition is imposed to protect the health and safety of all persons while works are being undertaken and to ensure all safety measures have been identified and are in place to protect all parties in the immediate vicinity of the site.

Standard Condition: B6

## B.3 Public Road Assets Prior to Any Work/Demolition

To clarify the condition of the existing public infrastructure prior to the commencement of any development (including prior to any demolition), the Applicant or Owner must submit to Council a full record of the condition of the public road infrastructure adjacent to the development site.

The report must be submitted to Council **prior to the commencement of any work** and include photographs showing current condition and any existing damage fronting and adjoining the site to the:

- road pavement,
- kerb and gutter,
- footway including footpath pavement and driveways,
- retaining walls within the footway or road, and
- drainage structures/pits.

The reports are to be supplied in both paper copy and electronic format in Word. Photographs are to be in colour, digital and date stamped.

If the required report is not submitted then Council will assume there was no damage to any infrastructure in the immediate vicinity of the site prior to the commencement of any work under this consent.

**Note:** If the Applicant or Owner fails to submit the asset condition report required by this condition and damage is occasioned to public assets adjoining the site, Council will deduct from security any costs associated with remedying, repairing or replacing damaged public infrastructure. Nothing in this condition prevents Council making any claim against security held for this purpose

Standard Condition: B7

#### B.4 Establishment of Tree Protection Zone (TPZ) Fence

Tree Protection Zones shall be established around all trees to be retained and in accordance with Section 4 of the *Australian Standard Protection of Trees on Development Sites* (AS 4970- 2009). Tree protection zones must also comply with the following requirements;

a) Tree Protection Zone areas

Council Ref No.	Species	Tree Location	Fence Radius from Centre of Trunk (Metres)
2	<i>Phoenix canariensis</i> (Canary Island Date palm)	Front boundary	3.5

**Note:** Where this condition relates to street trees and the fence cannot be placed at the specified radius, the fencing shall be positioned so that the entire verge (nature strip) area in front of the subject property, excluding existing driveways, footpaths and bus stops is protected.

**Note:** Where this condition relates to trees on private property the radial distance of fencing shall be positioned only within the subject property.

- b) Tree Protection Zones shall be fenced with a 1.8 metre high chainmesh or weldmesh fence and secured to restrict access. The fence shall be established prior to any materials being brought onto the site and before the commencement of works including demolition. The area within the fence shall be mulched and maintained to a depth of 75mm. The soil within the TPZ shall be kept in a moist condition for the duration of the construction works. Unless approved by the site arborist there shall be no access within the TPZ.
- c) A sign identifying the Tree Protection Zone shall be erected on each side of the protection fence indicating the existence of a TPZ. Signage must be visible from within the development site.



- d) No excavation, construction activity, grade changes, storage of materials, stockpiling, siting of works sheds, preparation of mixes or cleaning of tools is permitted within Tree Protection Zones, unless specified in this consent.
- e) Temporary access within the TPZ for pedestrian and machinery movements shall only be permitted with the approval of the site arborist or unless specified in this consent.
- f) The site foreman must be made aware of all tree protection requirements associated with these conditions of consent by the project arborist. Any subsequent site personnel and contractors to the site must be made aware of all tree protection requirements by the site foreman.
- g) The project arborist shall provide written certification of compliance with the above condition.

## B.5 Permissible work within Tree Protection Zones

The following works are permissible within the Tree Protection Zone:

Council Ref No.	Species	Radius from Trunk (metres)	Approved works
2	<i>Phoenix canariensis</i> (Canary Island Date palm)	3.5	<ul style="list-style-type: none"> <li>• Proposed low rendered retaining wall</li> <li>• Proposed landscaping</li> </ul>

The project arborist shall provide written certification of compliance with the above condition.

## B.6 Arborists Documentation and Compliance Checklist

The site arborist shall provide written certification that all tree protection measures and construction techniques relevant to this consent have been complied with. Documentation for each site visit shall include:

- A record of the condition of trees to be retained prior to and throughout development;
- Recommended actions to improve site conditions and rectification of non-compliance; and

- Recommendations for future works which may impact the trees

All compliance certification documents shall be kept on site by the Site Foreman.

As a minimum the following intervals of site inspections must be made:

Stage of arboricultural inspection	Compliance documentation and photos shall be included
Installation of tree protection fencing	Compliance with tree protection measures
Demolition of existing retaining wall within TPZ of Tree No.2	Condition of exposed roots. Protection of exposed roots
Installation of proposed low retaining wall along front boundary within TPZ of Tree No.2	Condition of roots and soil. Supervise any excavation, ensuring no roots are damaged.
Prior to the issue of a Final Occupation Certificate	Supervise the dismantling of tree protection measures

Inspections and compliance documentation shall be made by an arborist with AQF Level 5 qualifications.

Additional site visits shall be made when required by site arborist and/or site foreman for ongoing monitoring/supervisory work.

## B.7 Aboriginal Objects – Unexpected Findings

If unexpected Aboriginal objects are found during the works covered by this approval, all work must cease immediately in the affected area(s) and the Department of Premier and Cabinet, Community Engagement, Heritage must be notified. Additional assessment and approval pursuant to the National Parks and Wildlife Act 1974 may be required prior to works continuing in the affected area(s) based on the nature of the discovery.

**Note:** The Definition of Aboriginal object as per the Woollahra Local Environmental Plan 2014: any deposit, object or other material evidence (not being a handicraft made for sale) relating to the Aboriginal habitation of an area of New South Wales, being habitation before or concurrent with (or both) the occupation of that area by persons of non-Aboriginal extraction, and includes Aboriginal remains.

Standard Condition: B10

## C. Conditions which must be satisfied prior to the issue of any Construction Certificate

### C.1 Modification of Details of the Development (section 4.17(1)(g) of the Act)

The approved plans and the Construction Certificate plans and specification, required to be submitted to the Certifying Authority pursuant to clause 139 of the *Regulation*, must detail the following amendments:

- a) The solar plant proposed on the roof must:
  - Not project more than 300mm above the roof surface.
  - Not include mirrors, lenses, or devices to reflect or concentrate sunlight.

Note: this condition is made to uphold Control C1 in Part E6.3 of the WDCP.
- b) Amended architectural plans. To minimise impacts on Tree No.2 *Phoenix canariensis* (Canary Island Date palm) located on the front boundary the proposed architectural plans shall be amended to relocate the proposed pedestrian entry path currently to the south west of the palm. The proposed pedestrian entry path shall be located starting at the front boundary within the footprint of the existing pedestrian entry path and installed at a distance no closer than 3.5 metres from the trunk of Tree No.2. The proposed pedestrian entry path shall maintain a distance of 3.5 metres from the trunk of Tree No.2 where it will meet with the location of the proposed pedestrian entry path further into the subject property beyond that distance. Relocating the proposed pedestrian entry path will minimise impacts to Tree No.2 and ensure the ongoing health of Tree No.2 is maintained.
- c) Amended Landscape plans. To minimise impacts on Tree No.2 *Phoenix canariensis* (Canary Island Date palm) located on the front boundary the proposed landscape plans shall be amended to relocate the proposed pedestrian entry path currently to the south west of the palm. The proposed pedestrian entry path shall be located starting at the front boundary within the footprint of the existing pedestrian entry path and installed at a distance no closer than 3.5 metres from the trunk of Tree No.2. The proposed pedestrian entry path shall maintain a distance of 3.5 metres from the trunk of Tree No.2 where it will meet with the location of the proposed pedestrian entry path further into the subject property beyond that distance. Relocating the proposed pedestrian entry path will minimise impacts to Tree No.2 and ensure the ongoing health of Tree No.2 is maintained.
- d) Amended Stormwater Management Plan. To minimise impacts on Tree No.2 *Phoenix canariensis* (Canary Island Date palm) located on the front boundary the proposed stormwater management plans shall be amended to relocate the proposed trench drain and associated stormwater pipes further away from the trunk of Tree No.2. The proposed trench drain and associated stormwater pipes within the vicinity of Tree No.2 shall be located no closer than 3.5 metres from the trunk of the palm.

**Note:** The effect of this condition is that it requires design changes and/or further information to be provided with the Construction Certificate drawings and specifications to address specific issues identified during assessment under section 4.15 of the *Act*.

**Note:** Clause 146 of the *Regulation* prohibits the issue of any Construction Certificate subject to this condition unless the Certifying Authority is satisfied that the condition has been complied with.

**Note:** Clause 145 of the *Regulation* prohibits the issue of any Construction Certificate that is inconsistent with this consent.

Standard Condition: C4 (Autotext CC4)

## C.2 Payment of Long Service Levy, Security, Contributions and Fees

The Certifying Authority must not issue any certificates under section 6.4 of the *Act* until provided with the original receipt(s) for the payment of all of the following levy, security, contributions, and fees prior to the issue of a Construction Certificate, Subdivision Certificate or Occupation Certificate, as will apply.

Description	Amount	Indexed	Council Fee Code
<b>LONG SERVICE LEVY</b> under <i>Building and Construction Industry Long Service Payments Act 1986</i>			
<b>Long Service Levy</b> <a href="http://www.longservice.nsw.gov.au/bci/levy/other-information/levy-calculator">www.longservice.nsw.gov.au/bci/levy/other-information/levy-calculator</a>	Contact LSL Corporation or use online calculator	No	
<b>SECURITY</b> under section 4.17(6) of the <i>Environmental Planning and Assessment Act 1979</i>			
<b>Property Damage Security Deposit</b> - making good any damage caused to any property of the Council	\$81,260	No	T115
<b>Infrastructure Works Bond</b> – S138	\$40,300	No	T113
<b>DEVELOPMENT LEVY</b> under Woollahra Section 94A Development Contributions Plan 2011 This plan may be inspected at Woollahra Council or downloaded at <a href="http://www.woollahra.nsw.gov.au">www.woollahra.nsw.gov.au</a>			
<b>Development Levy</b> (section 7.12)	\$32,674 + Index Amount	Yes, quarterly	T96
<b>INSPECTION FEES</b> under section 608 of the <i>Local Government Act 1993</i>			
Public Road/Footpath Infrastructure Inspection Fee	\$494	No	
Security Administration Fee	\$202	No	T16

<b>TOTAL SECURITY, CONTRIBUTIONS, LEVIES AND FEES</b>	\$154,930 plus any relevant indexed amounts and long service levy
---	---

### **Building and Construction Industry Long Service Payment**

The long service levy under section 34 of the *Building and Construction Industry Long Service Payment Act 1986*, must be paid and proof of payment provided to the Certifying Authority prior to the issue of any Construction Certificate. The levy can be paid directly to the Long Service Corporation or to Council. Further information can be obtained from the Long Service Corporation website [www.longservice.nsw.gov.au](http://www.longservice.nsw.gov.au) or the Long Service Corporation on 131 441.

### **How must the payments be made?**

Payments must be made by:

- cash deposit with Council,
- credit card payment with Council, or
- bank cheque made payable to Woollahra Municipal Council.

The payment of a security may be made by a bank guarantee where:

- the guarantee is by an Australian bank for the amount of the total outstanding contribution,
- the bank unconditionally agrees to pay the guaranteed sum to the Council on written request by Council on completion of the development or no earlier than 12 months from the provision of the guarantee whichever occurs first [NOTE: a time limited bank guarantee or a bank guarantee with an expiry date is not acceptable],
- the bank agrees to pay the guaranteed sum without reference to the Applicant or landowner or other person who provided the guarantee and without regard to any dispute, controversy, issue or other matter relating to the development consent or the carrying out of development in accordance with the development consent,
- the bank guarantee is lodged with the Council prior to the issue of the Construction Certificate, and
- the bank's obligations are discharged when payment to the Council is made in accordance with the guarantee or when Council notifies the bank in writing that the guarantee is no longer required.

### **How will the section 7.12 levy (formerly known as 94A levy) be indexed?**

To ensure that the value the development levy is not eroded over time by increases in costs, the proposed cost of carrying out development (from which the development levy is calculated) will be indexed either annually or quarterly (see table above). Clause 3.13 of the Woollahra Section 94A Development Contributions Plan 2011 sets out the formula and index to be used in adjusting the levy.

### **Do you need HELP indexing the levy?**

Please contact Council's Customer Service Team on ph 9391 7000. Failure to correctly calculate the adjusted development levy will delay the issue of any certificate issued under section 6.4 of the *Act* and could void any such certificate (eg Construction Certificate, Subdivision Certificate, or Occupation Certificate).

### **Deferred or periodic payment of section 7.12 levy (formerly known as 94A levy) under the Woollahra Section 94A Development Contributions Plan 2011**

Where the Applicant makes a written request supported by reasons for payment of the section 7.12 levy other than as required by clause 3.9, the Council may accept deferred or periodic payment. The decision to accept a deferred or periodic payment is at the sole discretion of the Council, which will consider:

- the reasons given,
- whether any prejudice will be caused to the community deriving benefit from the public facilities,
- whether any prejudice will be caused to the efficacy and operation of the Plan, and
- whether the provision of public facilities in accordance with the adopted works schedule will be adversely affected.

Council may, as a condition of accepting deferred or periodic payment, require the provision of a bank guarantee where:

- the guarantee is by an Australian bank for the amount of the total outstanding contribution,
- the bank unconditionally agrees to pay the guaranteed sum to the Council on written request by Council on completion of the development or no earlier than 12 months from the provision of the guarantee whichever occurs first [NOTE: a time limited bank guarantee or a bank guarantee with an expiry date is not acceptable],
- the bank agrees to pay the guaranteed sum without reference to the Applicant or landowner or other person who provided the guarantee and without regard to any dispute, controversy, issue or other matter relating to the development consent or the carrying out of development in accordance with the development consent,
- the bank guarantee is lodged with the Council prior to the issue of the Construction Certificate, and
- the bank's obligations are discharged when payment to the Council is made in accordance with the guarantee or when Council notifies the bank in writing that the guarantee is no longer required.

Any deferred or periodic payment of the section 7.12 levy will be adjusted in accordance with clause 3.13 of the Plan. The Applicant will be required to pay any charges associated with establishing or operating the bank guarantee. Council will not cancel the bank guarantee until the outstanding contribution as indexed and any accrued charges are paid.

Standard Condition: C5

### C.3 BASIX Commitments

The Applicant must submit to the Certifying Authority BASIX Certificate No. 1035957S\_04 with any application for a Construction Certificate.

**Note:** Where there is any proposed change in the BASIX commitments the Applicant must submit of a new BASIX Certificate to the Certifying Authority and Council. If any proposed change in the BASIX commitments are inconsistent with development consent (see: clauses 145 and 146 of the *Regulation*) the Applicant will be required to submit an amended development application to Council pursuant to section 4.55 of the *Act*.

All commitments in the BASIX Certificate must be shown on the Construction Certificate plans and specifications prior to the issue of any Construction Certificate.

**Note:** Clause 145(1)(a1) of the *Environmental Planning and Assessment Regulation 2000* provides: "A certifying authority must not issue a Construction Certificate for building work unless it is satisfied of the following matters: (a1) that the plans and specifications for the building include such matters as each relevant BASIX certificate requires".

Standard Condition: C7

## C.4 Road and Public Domain Works

A separate application under Section 138 of the *Roads Act 1993* is to be made to, and be approved by Council as the road authority, for the following infrastructure works prior to the issuing of any Construction Certificate. Detailed engineering drawings prepared by a suitably qualified and experienced civil engineer for the following infrastructure works which must be carried out at the applicant's expense:

### 1. Road & Footpath Works

- a) The removal of the existing vehicular crossing including layback and gutter and the construction of a new 3.5 metres wide vehicular crossing in accordance with Council's standard driveway drawing RF2\_D. Design longitudinal surface profiles (scale 1:20) along each side/edge of the proposed vehicular crossing must be submitted for assessment.
- b) Reinstatement of all damaged kerb and gutter and road pavement to match existing.
- c) Where a grass verge exists, the balance of the area between the footpath and the kerb over the full frontage of the proposed development must be turfed. The grass verge must be constructed to contain a uniform minimum 75mm of friable growing medium and have a total cover of Couch turf.
- d) The developer shall be responsible for carrying out all service investigations to allow a gravity connection.

### 2. Drainage Works

- a) The construction of a new kerb inlet pit with 2.4m lintel for the proposed stormwater connection to Council's underground pipeline in Loch Maree Place in accordance with Council's Specification for Roadworks, Drainage and Miscellaneous Works. The new kerb inlet pit shall be constructed within the frontage of the site and at a minimum distance of 0.5m from any vehicular crossing. Double access grates for the kerb inlet pit shall be Class D, "bicycle friendly" type.
- b) The construction of new Class 4, RRJ 375mm diameter steel reinforced concrete pipes (RCP) from the existing kerb inlet pit fronting No. 1 Loch Maree Place in accordance with stormwater plans prepared by ITM Design P/L, drawing no. H-DA2-01-A, dated 24/08/2021, Council's Specification and AS3725. Detailed design including longitudinal section of the proposed 375mm RCP shall be prepared by a suitably qualified civil engineer. Trench details shall be included in the design drawings to comply with Council's Specification and AS3725. Should the existing kerb inlet pit is found to be defective, the applicant must reconstruct this existing kerb inlet pit.

- c) The developer shall be responsible for carrying out all service investigations to allow a gravity connection.

### 3. Bonds

- a) A bond of \$40,300 will be used as security to ensure the satisfactory completion of the infrastructure works. The security or bank guarantee must be the original unconditional bank guarantee with no expiry date.
- b) Council may use all or part of the Infrastructure Bond as well as the Property Damage Security Deposit to meet the cost of removing or completing the works if they do not meet Council's requirements.
- c) The Deposit/Bond will not be released until Council has inspected the site and is satisfied that the Works have been completed in accordance with Council approved drawings and to Council requirements

**Note:** To ensure that this work is completed to Council's satisfaction, this consent by separate condition, may impose one or more Infrastructure Works Bonds.

**Note:** *Road* has the same meaning as in the *Roads Act 1993*.

**Note:** The intent of this condition is that the design of the road, footpaths, driveway crossings and public stormwater drainage works must be detailed and approved prior to the issue of any *Construction Certificate*. Changes in levels may arise from the detailed design of buildings, road, footpath, driveway crossing grades and stormwater. Changes required under *Roads Act 1993* approvals may necessitate design and levels changes under this consent. This may in turn require the applicant to seek to amend this consent.

**Note:** See condition K24 in *Section K. Advisings* of this Consent titled *Roads Act Application*.

Standard Condition: C13 (Autotext CC13)

## C.5 Soil and Water Management Plan – Submission and Approval

The Principal Contractor or Owner-builder must submit to the Certifying Authority a soil and water management plan complying with:

- a) *"Do it Right On Site, Soil and Water Management for the Construction Industry"* published by the Southern Sydney Regional Organisation of Councils, 2001; and
- b) *"Managing Urban Stormwater - Soils and Construction"* 2004 published by the NSW Government (*The Blue Book*).

Where there is any conflict *The Blue Book* takes precedence.

The Certifying Authority must be satisfied that the soil and water management plan complies with the publications above prior to issuing any Construction Certificate.

**Note:** This condition has been imposed to eliminate potential water pollution and dust nuisance.



**Note:** The International Erosion Control Association – Australasia [www.austieca.com.au](http://www.austieca.com.au) lists consultant experts who can assist in ensuring compliance with this condition. Where erosion and sedimentation plans are required for larger projects it is recommended that expert consultants produce these plans.

**Note:** The “*Do it Right On Site, Soil and Water Management for the Construction Industry*” publication can be downloaded from [www.woollahra.nsw.gov.au](http://www.woollahra.nsw.gov.au), and *The Blue Book* is available at [www.environment.nsw.gov.au/stormwater/publications.htm](http://www.environment.nsw.gov.au/stormwater/publications.htm).

**Note:** Pursuant to clause 161(1)(a)(5) of the *Regulation* an Accredited Certifier may be satisfied as to this matter.

Standard Condition: C25

## C.6 Professional Engineering Details

The Construction Certificate plans and specifications, required by clause 139 of the *Regulation*, must include detailed professional engineering plans and/or specifications for all structural, electrical, hydraulic, hydrogeological, geotechnical, mechanical and civil work complying with this consent, approved plans, the statement of environmental effects and supporting documentation.

Detailed professional engineering plans and/or specifications must be submitted to the Certifying Authority with the application for any Construction Certificate.

**Note:** This does not affect the right of the developer to seek staged Construction Certificates.

Standard Condition: C36

## C.7 Geotechnical and Hydrogeological Design, Certification and Monitoring

The Construction Certificate plans and specification required to be submitted to the Certifying Authority pursuant to clause 139 of the *Regulation* must be accompanied by a Geotechnical/Hydrogeological Report which includes Geotechnical/Hydrogeological Monitoring Program together with civil and structural engineering details for foundation retaining walls, footings, basement tanking, and subsoil drainage systems, as applicable, prepared by a professional engineer, who is suitably qualified and experienced in geotechnical and hydrogeological engineering.

These details must be certified by the professional engineer to:

- a) Provide appropriate support and retention to ensure there will be no ground settlement or movement, during excavation or after construction, sufficient to cause an adverse impact on adjoining property or public infrastructure.
- b) Provide appropriate support and retention to ensure there will be no adverse impact on surrounding property or infrastructure as a result of changes in local hydrogeology (behaviour of groundwater).
- c) Provide a Geotechnical and Hydrogeological Monitoring Program that:

- will detect any settlement associated with temporary and permanent works and structures,
- will detect deflection or movement of temporary and permanent retaining structures (foundation walls, shoring bracing or the like),
- will detect vibration in accordance with AS 2187.2-1993 Appendix J including acceptable velocity of vibration (peak particle velocity),
- will detect groundwater changes calibrated against natural groundwater variations,
- details the location and type of monitoring systems to be utilised,
- details the pre-set acceptable limits for peak particle velocity and ground water fluctuations,
- details recommended hold points to allow for the inspection and certification of geotechnical and hydrogeological measures by the professional engineer, and
- details a contingency plan.

Standard Condition: C40 (Autotext: CC40)

## C.8 Ground Anchors

This development consent does NOT give approval to works or structures over, on or under public roads or footpaths excluding minor works subject to separate Road Opening Permit.

The use of permanent ground anchors under Council land is not permitted.

Temporary ground anchors may be permitted, in accordance with Council's "Rock Anchor Policy", where alternative methods of stabilisation would not be practicable or viable, and where there would be benefits in terms of reduced community impact due to a shorter construction period, reduced disruption to pedestrian and vehicular traffic on adjacent public roads, and a safer working environment.

If temporary ground anchors under Council land are proposed, a separate application, including payment of fees, must be made to Council under section 138 of the *Roads Act 1993*. Application forms and Council's "Rock Anchor Policy" are available from Council's website. Approval may be granted subject to conditions of consent. Four weeks should be allowed for assessment.

**Note:** To ensure that this work is completed to Council's satisfaction, this consent by separate condition, may impose one or more Infrastructure Works Bonds.

**Note:** *Road* has the same meaning as in the *Roads Act 1993*.

**Note:** Clause 20 of the *Roads (General) Regulation 2000* prohibits excavation in the vicinity of roads as follows: "**Excavations adjacent to road** - A person must not excavate land in the vicinity of a road if the excavation is capable of causing damage to the road (such as by way of subsidence) or to any work or structure on the road." Separate approval is required under the *Roads Act 1993* for any underpinning, shoring, soil anchoring

(temporary)) or the like within or under any road. Council will not give approval to permanent underpinning, shoring, soil anchoring within or under any road.

Standard Condition: C41 (Autotext: CC41)

## C.9 Parking Facilities

The Construction Certificate plans and specifications required by clause 139 of the *Regulation*, must include detailed plans and specifications for all car parking in compliance with AS/NZS 2890.1:2004 : *Parking Facilities - Off-Street Car Parking*.

In particular, 2m x 2.5m sight triangle, clear of any obstructions to visibility, shall be provided on the western side of the driveway exit. Alternatively, the front fence and any other obstructions, in this splay area, must be lowered to a maximum height of 0.9m to comply with Chapter E1.10.6 of Council's DCP.

Access levels and grades must comply with access levels and grade required by Council under the *Roads Act 1993*.

The Certifying Authority has no discretion to reduce or increase the number or area of car parking spaces required to be provided and maintained by this consent.

Standard Condition: C45 (Autotext: CC45)

## C.10 Stormwater Management Plan

The *Construction Certificate* plans and specifications, required by Clause 139 of the *Regulation*, must include a *Stormwater Management Plan* for the site. The *Stormwater Management Plan* must detail:

- a) General design in accordance with stormwater plans, referenced 19/67, prepared by ITM Design P/L, dated 24/08/2021 with the following amendment:
  - 1) The installation of raingarden must be provided to comply with Chapter E2.2.3 of Council's DCP. The raingarden must be sized 10m<sup>2</sup> per 1000m<sup>2</sup> of site area.
- b) Compliance the objectives and performance requirements of the BCA; and
- c) General compliance with the Council's Woollahra DCP 2015 Chapter E2 – Stormwater and Flood Risk Management.

The *Stormwater Management Plan* must also include the following specific requirements:

### **Layout plan**

A detailed drainage plan at a scale of 1:100 based on drainage calculations prepared in accordance with the Institute of Engineers Australia publication, *Australian Rainfall and Run-off*, 1987 edition or most current version thereof. It must include:

- a) All pipe layouts, dimensions, grades, lengths and material specification,
- b) Location of proposed rainwater tanks,
- c) All invert levels reduced to Australian Height Datum (AHD),
- d) Location and dimensions of all drainage pits,
- e) Point and method of connection to Councils drainage infrastructure, and
- f) Overland flow paths over impervious areas.

**Rainwater Reuse System details:**

- Any potential conflict between existing and proposed trees and vegetation,
- Internal dimensions and volume of the proposed rainwater storage,
- Plans, elevations and sections showing the rainwater tanks, finished surface level and adjacent structures,
- Details of access and maintenance facilities,
- Construction and structural details of all tanks and pits and/or manufacturer's specifications for proprietary products,
- Details of the emergency overland flow-path (to an approved Council drainage point) in the event of a blockage to the rainwater tanks,

**Note:** This Condition is imposed to ensure that site stormwater is disposed of in a controlled and sustainable manner.

**Note:** The collection, storage and use of rainwater is to be in accordance with *Standards Australia HB230-2008 "Rainwater Tank Design and Installation Handbook"*.

Standard Condition: C.51 (Autotext CC51)

**C.11 Non-Gravity Drainage Systems**

The Construction Certificate plans and specifications, required by clause 139 of the *Regulation*, must include a Stormwater Management Plan for the site.

The Stormwater Management Plan must detail the non-gravity drainage systems (charged, siphon, pump/sump systems) being designed in accordance with section 6.2.4 – “Non-gravity drainage systems” of Woollahra DCP 2015 Chapter E2 – Stormwater and Flood Risk Management.

**Note:** The Woollahra DCP is available from Council's website [www.woollahra.nsw.gov.au](http://www.woollahra.nsw.gov.au).

Standard Condition: C.52 (Autotext CC52)

**C.12 Swimming and Spa Pools – Child Resistant Barriers**

The Construction Certificate plans and specifications required by clause 139 of the *Regulation* must demonstrate compliance (by showing the proposed location of all child-resistant barriers and the resuscitation sign) with the provisions of the *Swimming Pools Act 1992* and the Building Code of Australia.

Approval is not granted for the modification of any boundary fencing beyond what is authorised by the stamped approved plans, as modified by any condition of consent or what is permitted to be carried out as ‘exempt development’ pursuant to *State Environmental Planning Policy (Exempt and Complying Development Codes) 2008*.

**Note:** A statement to the effect that isolation swimming pool fencing complying with AS1926 will be installed does not satisfy this condition. The location of the required barriers and the sign must be detailed upon the *Construction Certificate* plans.

Standard Condition: C55 (Autotext CC55)

### C.13 Swimming and Spa Pools – Backwash

The Construction Certificate plans and specification required to be submitted pursuant to clause 139 of the *Regulation* must detail the connection of backwash to Sydney Waters sewer in compliance with clause 10.9 (Figure 10.2) of AS/NZS 3500.2.2:1996.

**Note:** The plans must show the location of Sydney Water's sewer, the yard gully or any new connection to the sewer system including a detailed cross section of the connection complying with clause 10.9 (Figure 10.2) of AS/NZS 3500.2.2:1996.

**Note:** The discharge of backwash water to any stormwater system is water pollution and an offence under the *Protection of the Environment Operations Act 1997*. The connection of any backwash pipe to any stormwater system is an offence under the *Protection of the Environment Operations Act 1997*.

Standard Condition: C56 (Autotext CC56)

### C.14 Tree Management Plan

The *Construction Certificate* plans and specifications shall show the following information:

- a) Trees to be numbered in accordance with these conditions:
  - shaded green where required to be retained and protected
  - shaded red where authorised to be removed
  - shaded yellow where required to be transplanted
  - shaded blue where required to be pruned
- b) References to applicable tree management plan, arborists report or transplant method statement.

This plan shall be kept on site until the issue of the final occupation certificate.

**D. Conditions which must be satisfied prior to the commencement of any development work****D.1 Compliance with Building Code of Australia and insurance requirements under the [Home Building Act 1989](#)**

For the purposes of section 4.17(11) of the *Act*, the following conditions are prescribed in relation to a development consent for development that involves any building work:

- a) that the work must be carried out in accordance with the requirements of the Building Code of Australia,
- b) in the case of residential building work for which the [Home Building Act 1989](#) requires there to be a contract of insurance in force in accordance with Part 6 of that Act, that such a contract of insurance is in force before any building work authorised to be carried out by the consent commences.

This condition does not apply:

- a) to the extent to which an exemption is in force under the *Home Building Regulation 2004*, or
- b) to the erection of a temporary building.

In this condition, a reference to the BCA is a reference to that code as in force on the date the application for the relevant Construction Certificate is made.

**Note:** This condition must be satisfied prior to commencement of any work in relation to the contract of insurance under the *Home Building Act 1989*. This condition also has effect during the carrying out of all building work with respect to compliance with the Building Code of Australia.

**Note:** All new guttering is to comply with the provisions of Part 3.5.2 of the Building Code of Australia.

Standard Condition: D1 (Autotext DD1)

**D.2 Dilapidation Reports for existing buildings**

Dilapidation surveys and dilapidation reports shall be conducted and prepared by a *professional engineer* (structural) for all buildings and/or structures that are located within the likely “zone of influence” of any excavation, dewatering and/or construction induced vibration as determined applicable by a Structural Engineer.

These properties to be assessed by the Structural Engineer must include (but is not limited to):

No. 3 & 5 Loch Maree Place

All required dilapidation reports deemed necessary by the Structural Engineer must be completed and submitted to the *Certifying Authority* with a copy submitted to Council with the *Notice of Commencement* prior to the commencement of any *development work*.

Where excavation of the site will extend below the level of any immediately adjoining building the *principal contractor* or *owner builder* must give the adjoining building owner(s) a copy of the dilapidation report for their building(s) and a copy of the *notice of commencement* required by S81A(2) of the *Act* not less than two (2) days prior to the commencement of any work.

**Note:** The reasons for this condition are:

- To provide a record of the condition of buildings prior to development being carried out
  - To encourage developers and its contractors to use construction techniques that will minimise the risk of damage to buildings on neighbouring land
- Also refer to the Dilapidation Report Advising for more information regarding this condition

Standard Condition: D4 (Autotext DD4)

### **D.3 Adjoining Buildings Founded on Loose Foundation Materials**

The Principal Contractor must ensure that a professional engineer determines the possibility of any adjoining buildings founded on loose foundation materials being affected by piling, piers or excavation. The professional engineer (geotechnical consultant) must assess the requirements for underpinning any adjoining or adjacent buildings founded on such soil on a case by case basis and the Principal Contractor must comply with any reasonable direction of the professional engineer.

**Note:** A failure by contractors to adequately assess and seek professional engineering (geotechnical) advice to ensure that appropriate underpinning and support to adjoining land is maintained prior to commencement may result in damage to adjoining land and buildings. Such contractors are likely to be held responsible for any damages arising from the removal of any support to supported land as defined by section 177 of the *Conveyancing Act 1919*.

Standard Condition: D6 (Autotext DD6)

### **D.4 Works (Construction) Zone – Approval and Implementation**

A Works Zone may be required for this development. The Principal Contractor or Owner can apply for a works zone. If the works zone is approved the Principal Contractor or Owner must pay all fees for this Works Zone before it can be installed.



The Principal Contractor must pay all fees associated with the application and occupation and use of the road as a Works Zone. All Works Zone signs must have been erected by Council to permit enforcement of the Works Zone by Council's Rangers and NSW Police before commencement of any work. Signs are not erected until full payment of works zone fees.

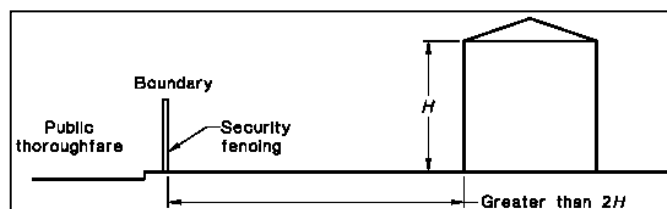
**Note:** The Principal Contractor or Owner must allow not less than four to six weeks (for routine applications) from the date of making an application to the Traffic Committee (Woollahra Local Traffic Committee) constituted under the clause 22 of the *Transport Administration (General) Regulation 2000* to exercise those functions delegated by the Roads and Maritime Services under section 50 of the *Transport Administration Act 1988*.

**Note:** The enforcement of the works zone is at the discretion of Council's Rangers and the NSW Police Service. The Principal Contractor must report any breach of the works zone to either Council or the NSW Police Service.

Standard Condition: D10 (Autotext DD10)

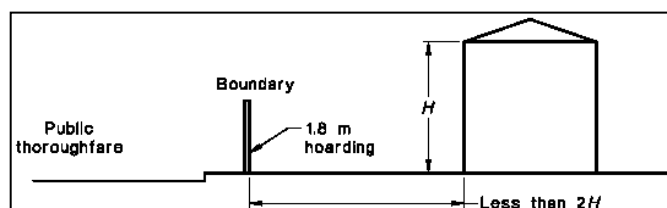
## D.5 Security Fencing, Hoarding and Overhead Protection

Security fencing must be provided around the perimeter of the development site, including any additional precautionary measures taken to prevent unauthorised entry to the site at all times during the demolition, excavation and construction period. Security fencing must be the equivalent 1.8m high chain wire as specified in AS 1725.



### Type A Hoarding

Where the development site adjoins a public thoroughfare, the common boundary between them must be fenced for its full length with a hoarding, unless the least horizontal distance between the common boundary and the nearest parts of the structure is greater than twice the height of the structure. The hoarding must be constructed of solid materials (chain wire or the like is not acceptable) to a height of not less than 1.8m adjacent to the thoroughfare.



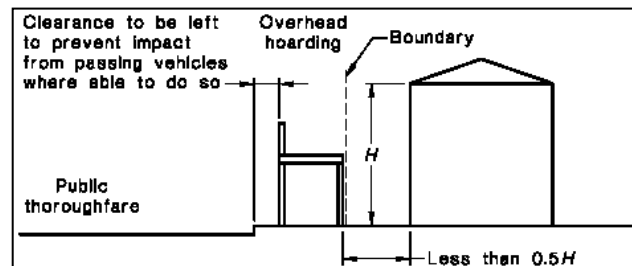
### Type B Hoarding

Where a development site adjoins a public thoroughfare with a footpath alongside the common boundary then, in addition to the hoarding required above, the footpath must be covered by an overhead protective structure and the facing facade protected by heavy-duty scaffolding, unless either:

- a) the vertical height above footpath level of the structure being demolished is less than 4.0m; or
- b) the least horizontal distance between footpath and the nearest part of the structure is greater than half the height of the structure.

The overhead structure must consist of a horizontal platform of solid construction and vertical supports, and the platform must:

- a) extend from the common boundary to 200mm from the edge of the carriageway for the full length of the boundary,
- b) have a clear height above the footpath of not less than 2.1m,
- c) terminate 200mm from the edge of the carriageway (clearance to be left to prevent impact from passing vehicles) with a continuous solid upstand projecting not less than 0.5m above the platform surface, and
- d) together with its supports, be designed for a uniformly distributed live load of not less than 7 kPa.



The Principal Contractor or Owner-builder must ensure that overhead protective structures are installed and maintained in accordance with the NSW "Code of Practice - Overhead Protective Structures 1995". This is code available at [www.safework.nsw.gov.au/\\_data/assets/pdf\\_file/0008/52883/Overhead-protective-structures-Code-of-practice.pdf](http://www.safework.nsw.gov.au/_data/assets/pdf_file/0008/52883/Overhead-protective-structures-Code-of-practice.pdf)

### All Hoardings

Security fencing, hoarding and overhead protective structure must not obstruct access to utilities services including but not limited to man holes, pits, stop valves, fire hydrants or the like.

### Hoardings on Public Land

The Principal Contractor or Owner-builder must pay all fees associated with the application and occupation and use of the road (footway) for required hoarding or overhead protection.

A creative hoarding (i.e. an approved artwork or historic image affixed to the hoarding) is required if the hoarding meets the criteria in Council's Creative Hoardings Policy (adopted March 2020). The cost of printing and affixing the creative hoarding is the responsibility of the Principal Contractor or Owner-builder. The Creative Hoardings Policy can be downloaded from Council's website [www.woollahra.nsw.gov.au](http://www.woollahra.nsw.gov.au)

**Note:** The Principal Contractor or Owner must allow not less than two (2) weeks from the date of making a hoarding application for determination. Any approval for a hoarding or overhead protection under the *Roads Act 1993* will be subject to its own conditions and fees.

**Note:** Council seeks to increase public art in the public domain by requiring artwork or historic images on hoardings located on public land. Under the Creative Hoardings Policy an application for a hoarding proposed on public land will require an approved artwork or historic image affixed to the hoarding if the hoarding meets the criteria in section 3 of the Policy:

- A. Hoardings proposed on land zoned B2 Local Centre, or B4 Mixed Use, or SP2 Infrastructure under Woollahra Local Environmental Plan 2014 AND erected for 8 weeks or more  
OR
- B. Hoardings proposed on land located along a State classified road (regardless of the zone) AND erected for 8 weeks or more  
OR
- C. Hoardings proposed in any other location than that referred to in A. and B. above AND erected for 12 weeks or more, except where:
  - i. the capital investment value of the work to which the hoarding relates is less than \$1 million  
OR
  - ii. the land is zoned R2 Low Density Residential  
OR
  - iii. the land is zoned R3 Medium Density Residential and the hoarding located in a lane or street that does not have through traffic (eg a cul-de-sac or no through road).

Artwork and historic images for the hoardings are assessed and approved in accordance with the Creative Hoardings Policy. Details of the artwork or images proposed to be affixed to the hoardings must be submitted with Council's form "Application for a permit to use a footpath for the erection of a hoarding/scaffolding". The Creative Hoardings Policy can be downloaded from [www.woollahra.nsw.gov.au](http://www.woollahra.nsw.gov.au) or for more information contact Council's Cultural Development Team.

Standard Condition: D11 (Autotext DD11)

## D.6 Site Signs

The Principal Contractor or Owner-builder must ensure that the sign/s required by clauses 98A and 227A of the *Regulation* is/are erected and maintained at all times.

Clause 98A of the *Regulation* provides:

### **Erection of signs**

- For the purposes of section 4.17(11) of the *Act*, the requirements of subclauses (2) and (3) are prescribed as conditions of a development consent for development that involves any building work, subdivision work or demolition work.
- A sign must be erected in a prominent position on any site on which building work, subdivision work or demolition work is being carried out:
  - a. showing the name, address and telephone number of the Principal Certifier for the work, and
  - b. showing the name of the principal contractor (if any) for any building work and a telephone number on which that person may be contacted outside working hours, and
  - c. stating that unauthorised entry to the work site is prohibited.
- Any such sign is to be maintained while the building work, subdivision work or demolition work is being carried out, but must be removed when the work has been completed.
- This clause does not apply in relation to building work, subdivision work or demolition work that is carried out inside an existing building that does not affect the external walls of the building.
- This clause does not apply in relation to Crown building work that is certified, in accordance with section 6.28 of the *Act*, to comply with the Building Code of Australia.

Clause 227A of the *Regulation* provides:

### **Signs on development sites**

If there is a person who is the Principal Certifier or the Principal Contractor for any building work, subdivision work or demolition work authorised to be carried out on a site by a development consent or complying development certificate:

- Each such person **MUST** ensure that a rigid and durable sign showing the person's identifying particulars so that they can be read easily by anyone in any public road or other public place adjacent to the site is erected in a prominent position on the site before the commencement of work, and is maintained on the site at all times while this clause applies until the work has been carried out.

**Note:** Clause 227A imposes a penalty exceeding \$1,000 if these requirements are not complied with.

**Note:** If Council is appointed as the Principal Certifier it will provide the sign to the Principal Contractor or Owner-builder who must ensure that the sign is erected and maintained as required by clause 98A and clause 227A of the *Regulation*.

Standard Condition: D12 (Autotext DD12)

## D.7 Toilet Facilities

Toilet facilities are to be provided, at or in the vicinity of the work site on which work involved in the erection or demolition of a building is being carried out, at the rate of one toilet for every 20 persons or part of 20 persons employed at the site.

Each toilet provided:

- a) must be a standard flushing toilet, and
- b) must be connected to a public sewer, or
- c) if connection to a public sewer is not practicable, to an accredited sewage management facility approved by the Council, or
- d) if connection to a public sewer or an accredited sewage management facility is not practicable, to some other sewage management facility approved by the Council.

The provision of toilet facilities in accordance with this condition must be completed before any other work is commenced.

In this condition:

**accredited sewage management facility** means a sewage management facility to which Division 4A of Part 3 of the *Local Government (Approvals) Regulation 1993* applies, being a sewage management facility that is installed or constructed to a design or plan the subject of a certificate of accreditation referred to in clause 95B of the *Local Government (Approvals) Regulation 1993*.

**approved by the Council** means the subject of an approval in force under Division 1 of Part 3 of the *Local Government (Approvals) Regulation 1993*.

**public sewer** has the same meaning as it has in the *Local Government (Approvals) Regulation 1993*.

**sewage management facility** has the same meaning as it has in the *Local Government (Approvals) Regulation 1993*.

**Note:** This condition does not set aside the requirement to comply with SafeWork NSW requirements.

Standard Condition: D13 (Autotext DD13)

## D.8 Erosion and Sediment Controls – Installation

The Principal Contractor or Owner-builder must install and maintain water pollution, erosion and sedimentation controls in accordance with:

- a) The Soil and Water Management Plan if required under this consent;
- b) “*Do it Right On Site, Soil and Water Management for the Construction Industry*” published by the Southern Sydney Regional Organisation of Councils, 2001; and

- c) “*Managing Urban Stormwater - Soils and Construction*” 2004 published by the NSW Government (*The Blue Book*).

Where there is any conflict *The Blue Book* takes precedence.

**Note:** The International Erosion Control Association – Australasia ([www.austieca.com.au/](http://www.austieca.com.au/)) lists consultant experts who can assist in ensuring compliance with this condition. Where Soil and Water Management Plan is required for larger projects it is recommended that this be produced by a member of the International Erosion Control Association – Australasia.

**Note:** The “Do it Right On Site, Soil and Water Management for the Construction Industry” publication can be downloaded from [www.woollahra.nsw.gov.au](http://www.woollahra.nsw.gov.au) and *The Blue Book* is available at [www.environment.nsw.gov.au/stormwater/publications.htm](http://www.environment.nsw.gov.au/stormwater/publications.htm)

**Note:** A failure to comply with this condition may result in penalty infringement notices, prosecution, notices and orders under the *Act* and/or the *Protection of the Environment Operations Act 1997* **without any further warning**. It is a criminal offence to cause, permit or allow pollution.

**Note:** Section 257 of the *Protection of the Environment Operations Act 1997* provides inter alia that “the occupier of premises at or from which any pollution occurs is taken to have caused the pollution”

**Warning:** Irrespective of this condition any person occupying the site may be subject to proceedings under the *Protection of the Environment Operations Act 1997* where pollution is caused, permitted or allowed as the result of their occupation of the land being developed.

Standard Condition: D14 (Autotext DD14)

#### **D.9 Building - Construction Certificate, Appointment of Principal Certifier, Appointment of Principal Contractor and Notice of Commencement (Part 6, Division 6.3 of the Act)**

The erection of the building in accordance with this development consent must not be commenced until:

- a) A Construction Certificate for the building work has been issued by the consent authority, the Council (if the Council is not the consent authority) or an accredited Certifier, and
- b) The person having the benefit of the development consent has:
  - appointed a Principal Certifier for the building work, and
  - notified the Principal Certifier that the person will carry out the building work as an Owner-builder, if that is the case, and
- c) The Principal Certifier has, no later than 2 days before the building work commences:
  - notified the consent authority and the Council (if the Council is not the consent authority) of his or her appointment, and

- notified the person having the benefit of the development consent of any critical stage inspections and other inspections that are to be carried out in respect of the building work, and
- d) The person having the benefit of the development consent, if not carrying out the work as an Owner-builder, has:
  - appointed a Principal Contractor for the building work who must be the holder of a contractor licence if any residential building work is involved, and
  - notified the Principal Certifier of any such appointment, and
  - unless that person is the Principal Contractor, notified the Principal Contractor of any critical stage inspections and other inspections that are to be carried out in respect of the building work, and
  - given at least 2 days' notice to the Council of the person's intention to commence the erection of the building.

**Note:** *building* has the same meaning as in section 1.4 of the *Act* and includes part of a building and any structure or part of a structure.

**Note:** *new building* has the same meaning as in section 6.1 of the *Act* and includes an altered portion of, or an extension to, an existing building.

**Note:** The commencement of demolition works associated with an altered portion of, or an extension to, an existing building is considered to be the commencement of building work requiring compliance with section 6.6(2) of the *Act* (including the need for a Construction Certificate) prior to any demolition work. See: *Over our Dead Body Society Inc v Byron Bay Community Association Inc* [2001] NSWLEC 125.

**Note:** Construction Certificate Application, PC Service Agreement and Notice of Commencement forms can be downloaded from Council's website  
[www.woollahra.nsw.gov.au](http://www.woollahra.nsw.gov.au)

**Note:** It is an offence for any person to carry out the erection of a *building* in breach of this condition and in breach of section 6.6(2) of the *Act*.

Standard Condition: D15 (Autotext DD15)

## D.10 Notification of Home Building Act 1989 requirements

- a) For the purposes of section 4.17(11) of the *Act*, the requirements of this condition are prescribed as conditions of a development consent for development that involves any residential building work within the meaning of the Home Building Act 1989.
- b) Residential building work within the meaning of the Home Building Act 1989 must not be carried out unless the Principal Certifier for the development to which the work relates (not being the Council) has given the Council written notice of the following information:
  - In the case of work for which a Principal Contractor is required to be appointed:
    - the name and licence number of the Principal Contractor, and
    - the name of the insurer by which the work is insured under Part 6 of that Act,
  - In the case of work to be done by an Owner-builder:
    - the name of the Owner-builder, and

- if the Owner-builder is required to hold an Owner-builder permit under that Act, the number of the Owner-builder permit.
- c) If arrangements for doing the residential building work are changed while the work is in progress so that the information notified under subclause (2) becomes out of date, further work must not be carried out unless the Principal Certifier for the development to which the work relates (not being the Council) has given the Council written notice of the updated information.
- d) This clause does not apply in relation to Crown building work that is certified, in accordance with section 6.28 of the *Act*, to comply with the Building Code of Australia.

Standard Condition: D17 (Autotext DD17)

## **E. Conditions which must be satisfied during any development work**

### **E.1 Compliance with BCA and Insurance Requirements under the Home Building Act 1989**

For the purposes of section 4.17(11) of the *Act*, the following condition is prescribed in relation to a development consent for development that involves any building work:

- a) that the work must be carried out in accordance with the requirements of the Building Code of Australia (BCA),
- b) in the case of residential building work for which the [Home Building Act 1989](#) requires there to be a contract of insurance in force in accordance with Part 6 of that Act, that such a contract of insurance is in force before any building work authorised to be carried out by the consent commences.

This condition does not apply:

- a) to the extent to which an exemption is in force under clause 187 or 188, subject to the terms of any condition or requirement referred to in clause 187 (6) or 188 (4) of the *Regulation*, or
- b) to the erection of a temporary building.

In this clause, a reference to the BCA is a reference to that Code as in force on the date the application for the relevant Construction Certificate is made.

**Note:** All new guttering is to comply with the provisions of Part 3.5.2 of the Building Code of Australia.

Standard Condition: E1 (Autotext EE1)

### **E.2 Compliance with Australian Standard for Demolition**

Demolition of buildings and structures must comply with Australian Standard AS 2601—2001: *The Demolition of Structures*.

Standard Condition: E2 (Autotext EE2)



### E.3 Requirement to Notify about New Evidence

Any new information which comes to light during remediation, demolition or construction works which has the potential to alter previous conclusions about site contamination, heritage significance, threatened species or other relevant matters must be immediately notified to Council and the Principal Certifier.

Standard Condition: E4 (Autotext EE4)

### E.4 Critical Stage Inspections

Critical stage inspections must be called for by the Principal Contractor or Owner-builder as required by the Principal Certifier, any PC service agreement, the *Act* and the *Regulation*.

Work must not proceed beyond each critical stage until the Principal Certifier is satisfied that work is proceeding in accordance with this consent, the Construction Certificate(s) and the *Act*.

*Critical stage inspections* means the inspections prescribed by the *Regulations* for the purposes of section 6.5 of the *Act* or as required by the Principal Certifier and any PC Service Agreement.

**Note:** The PC may require inspections beyond mandatory critical stage inspections in order that the PC be satisfied that work is proceeding in accordance with this consent.

**Note:** The PC may, in addition to inspections, require the submission of Compliance Certificates, survey reports or evidence of suitability in accordance with Part A2.2 of the BCA in relation to any matter relevant to the development.

Standard Condition: E5 (Autotext EE5)

### E.5 Hours of Work –Amenity of the Neighbourhood

- a) No *work* must take place on any Sunday or public holiday.
- b) No *work* must take place before 7am or after 5pm any weekday.
- c) No *work* must take place before 7am or after 1pm any Saturday.
- d) The following *work* **must not** take place before 9am or after 4pm any weekday, or before 9am or after 1pm any Saturday or at any time on a Sunday or public holiday:
  - (i) piling,

- (ii) piercing,
  - (iii) rock or concrete cutting, boring or drilling,
  - (iv) rock breaking,
  - (v) rock sawing,
  - (vi) jack hammering, or
  - (vii) machine excavation.
- e) No loading or unloading of material or equipment associated with the activities listed in part d) above must take place before 9am or after 4pm any weekday, or before 9am or after 1pm any Saturday or at any time on a Sunday or public holiday.
- f) No operation of any equipment associated with the activities listed in part d) above must take place before 9am or after 4pm any weekday, or before 9am or after 1pm any Saturday or at any time on a Sunday or public holiday.
- g) No rock excavation being cutting, boring, drilling, breaking, sawing , jack hammering or bulk excavation of rock, must occur without a 15 minute break every hour.

This condition has been imposed to mitigate the impact of work upon the amenity of the neighbourhood. Impact of work includes, but is not limited to, noise, vibration, dust, odour, traffic and parking impacts.

**Note:** The use of noise and vibration generating plant and equipment and vehicular traffic, including trucks in particular, significantly degrade the amenity of neighbourhoods and more onerous restrictions apply to these activities. This more invasive work generally occurs during the foundation and bulk excavation stages of development. If you are in doubt as to whether or not a particular activity is considered to be subject to the more onerous requirement (9am to 4pm weekdays and 9am to 1pm Saturdays) please consult with Council.

**Note:** Each and every breach of this condition by any person may be subject to a separate penalty infringement notice or prosecution.

**Note:** The delivery and removal of plant, equipment and machinery associated with wide loads subject to RMS and NSW Police restrictions on their movement outside the approved hours of work will be considered on a case by case basis.

**Note:** Compliance with these hours of work does not affect the rights of any person to seek a remedy to offensive noise as defined by the *Protection of the Environment Operations Act 1997*, the *Protection of the Environment Operations (Noise Control) Regulation 2017*.

**Note:** NSW EPA Noise Guide is available at [www.epa.nsw.gov.au/noise/nglg.htm](http://www.epa.nsw.gov.au/noise/nglg.htm)

Standard Condition: E6 (Autotext EE6)

## E.6 Public Footpaths – Safety, Access and Maintenance

The Principal Contractor or Owner-builder and any other person acting with the benefit of this consent must:

- a) Not erect or maintain any gate or fence swing out or encroaching upon the road or the footway.
- b) Not use the road or footway for the storage of any article, material, matter, waste or thing.
- c) Not use the road or footway for any *work*.
- d) Keep the road and footway in good repair free of any trip hazard or obstruction.
- e) Not stand any plant and equipment upon the road or footway.
- f) Provide a clear safe pedestrian route a minimum of 1.5m wide.
- g) Protect heritage listed street name inlays in the footpath which are not to be removed or damaged during development.

This condition does not apply to the extent that a permit or approval exists under the section 148B of the *Road Transport Act 2013*, section 138 of the *Roads Act 1993* or section 68 of the *Local Government Act 1993* except that at all time compliance is required with:

- a) Australian Standard AS 1742 (Set): *Manual of uniform traffic control devices* and all relevant parts of this set of standards.
- b) Australian Road Rules.

**Note:** Section 73 of the *Road Transport (Safety and Traffic Management) Act 1999* allows the NSW Police to close any road or road related area to traffic during any temporary obstruction or danger to traffic or for any temporary purpose.

**Note:** Section 138 of the *Roads Act 1993* provides that a person must not:

- erect a structure or carry out a work in, on or over a public road, or
- dig up or disturb the surface of a public road, or
- remove or interfere with a structure, work or tree on a public road, or
- pump water into a public road from any land adjoining the road, or
- connect a road (whether public or private) to a classified road, otherwise than with the consent of the appropriate roads authority.

**Note:** Section 68 of the *Local Government Act 1993* provides that a person may carry out certain activities only with the prior approval of the Council including:

- Part C Management of waste:
  - a. For fee or reward, transport waste over or under a public place
  - b. Place waste in a public place
  - c. Place a waste storage container in a public place.
- Part E Public roads:
  - a. Swing or hoist goods across or over any part of a public road by means of a lift, hoist or tackle projecting over the footway

- b. Expose or allow to be exposed (whether for sale or otherwise) any article in or on or so as to overhang any part of the road or outside a shop window or doorway abutting the road, or hang an article beneath an awning over the road.

Standard Condition: E7 (Autotext EE7)

## **E.7 Maintenance of Environmental Controls**

The Principal Contractor or Owner-builder must ensure that the following monitoring, measures and controls are maintained:

- a) erosion and sediment controls,
- b) dust controls,
- c) dewatering discharges,
- d) noise controls,
- e) vibration monitoring and controls,
- f) ablutions.

Standard Condition: E11

## **E.8 Compliance with Geotechnical / Hydrogeological Monitoring Program**

Excavation must be undertaken in accordance with the recommendations of the Geotechnical / Hydrogeological Monitoring Program and any oral or written direction of the supervising professional engineer.

The Principal Contractor and any sub-contractor must strictly follow the Geotechnical / Hydrogeological Monitoring Program for the development including, but not limited to:

- a) the location and type of monitoring systems to be utilised,
- b) recommended hold points to allow for inspection and certification of geotechnical and hydrogeological measures by the professional engineer, and
- c) the contingency plan.

**Note:** The consent authority cannot require that the author of the geotechnical/hydrogeological report submitted with the development application to be appointed as the professional engineer supervising the work however, it is the Council's recommendation that the author of the report be retained during the construction stage.

Standard Condition: E12 (Autotext EE12)

## **E.9 Support of Adjoining Land and Buildings**

A person must not to do anything on or in relation to the site (the supporting land) that removes the support provided by the supporting land to any other land (the supported land) or building (the supported building).

For the purposes of this condition, supporting land includes the natural surface of the site, the subsoil of the site, any water beneath the site, and any part of the site that has been reclaimed.

**Note:** This condition does not authorise any trespass or encroachment upon any adjoining or supported land or building whether private or public. Where any underpinning, shoring, soil anchoring (temporary or permanent) or the like is considered necessary upon any adjoining or supported land by any person the Principal Contractor or Owner-builder must obtain:

- a. the consent of the owners of such adjoining or supported land to trespass or encroach, or
- b. an access order under the *Access to Neighbouring Land Act 2000*, or
- c. an easement under section 88K of the *Conveyancing Act 1919*, or
- d. an easement under section 40 of the *Land and Environment Court Act 1979* as appropriate.

**Note:** Section 177 of the *Conveyancing Act 1919* creates a statutory duty of care in relation to support of land. Accordingly, a person has a duty of care not to do anything on or in relation to land being developed (the supporting land) that removes the support provided by the supporting land to any other adjoining land (the supported land).

**Note:** Clause 20 of the *Roads Regulation 2008* prohibits excavation in the vicinity of roads as follows: “**Excavations adjacent to road** - A person must not excavate land in the vicinity of a road if the excavation is capable of causing damage to the road (such as by way of subsidence) or to any work or structure on the road.” Separate approval is required under the *Roads Act 1993* for any underpinning, shoring, soil anchoring (temporary) or the like within or under any road. Council will not give approval to permanent underpinning, shoring, soil anchoring within or under any road.

**Note:** The encroachment of work or the like is a civil matter of trespass or encroachment and Council does not adjudicate or regulate such trespasses or encroachments except in relation to encroachments upon any road, public place, Crown land under Council's care control or management, or any community or operational land as defined by the *Local Government Act 1993*.

Standard Condition: E13 (Autotext EE13)

## E.10 Vibration Monitoring

Vibration monitoring equipment must be installed and maintained, under the supervision of a professional engineer with expertise and experience in geotechnical engineering, between any potential source of vibration and any *building* identified by the professional engineer as being potentially at risk of movement or damage from settlement and/or vibration during the excavation and during the removal of any excavated material from the land being developed.

If vibration monitoring equipment detects any vibration at the level of the footings of any adjacent building exceeding the peak particle velocity adopted by the professional engineer as the maximum acceptable peak particle velocity an audible alarm must

activate such that the Principal Contractor and any sub-contractor are easily alerted to the event.

Where any such alarm triggers all excavation works must cease immediately.

Prior to the vibration monitoring equipment being reset by the professional engineer and any further work recommencing the event must be recorded and the cause of the event identified and documented by the professional engineer.

Where the event requires, in the opinion of the professional engineer, any change in work practices to ensure that vibration at the level of the footings of any adjacent building does not exceed the peak particle velocity adopted by the professional engineer as the maximum acceptable peak particle velocity these changes in work practices must be documented and a written direction given by the professional engineer to the Principal Contractor and any sub-contractor clearly setting out required work practice.

The Principal Contractor and any sub-contractor must comply with all work directions, verbal or written, given by the professional engineer.

A copy of any written direction required by this condition must be provided to the Principal Certifier within 24 hours of any event.

Where there is any movement in foundations such that damaged is occasioned to any adjoining *building* or such that there is any removal of support to *supported land* the professional engineer, Principal Contractor and any sub-contractor responsible for such work must immediately cease all work, inform the owner of that *supported land* and take immediate action under the direction of the professional engineer to prevent any further damage and restore support to the *supported land*.

**Note:** *professional engineer* has the same mean as in clause A1.1 of the BCA.

**Note:** *building* has the same meaning as in section 1.4 of the *Act* i.e. “*building* includes part of a building and any structure or part of a structure....”

**Note:** *supported land* has the same meaning as in the *Conveyancing Act 1919*.

Standard Condition: E14 (Autotext EE14)

## E.11 Erosion and Sediment Controls – Maintenance

The Principal Contractor or Owner-builder must maintain water pollution, erosion and sedimentation controls in accordance with:

- a) the Soil and Water Management Plan required under this consent,

- b) “*Do it Right On Site, Soil and Water Management for the Construction Industry*” published by the Southern Sydney Regional Organisation of Councils, 2001, and
- c) “*Managing Urban Stormwater - Soils and Construction*” 2004 published by the NSW Government (*The Blue Book*).

Where there is any conflict *The Blue Book* takes precedence.



**Note:** A failure to comply with this condition may result in penalty infringement notices, prosecution, notices and orders under the *Act* and/or the *Protection of the Environment Operations Act 1997* without any further warning. It is a criminal offence to cause, permit or allow pollution.

**Note:** Section 257 of the *Protection of the Environment Operations Act 1997* provides that “the occupier of premises at or from which any pollution occurs is taken to have caused the pollution”.

**Warning:** Irrespective of this condition any person occupying the site may be subject to proceedings under the *Protection of the Environment Operations Act 1997* where pollution is caused, permitted or allowed as the result of the occupation of the land being developed whether or not they actually cause the pollution.

Standard Condition: E15 (Autotext EE15)

## E.12 Disposal of Site Water During Construction

The Principal Contractor or Owner-builder must ensure:

- a) Prior to pumping any water into the road or public stormwater system that approval is obtained from Council under section 138(1)(d) of the *Roads Act 1993*.
- b) That *water pollution*, as defined by the *Protection of the Environment Operations Act 1997*, does not occur as the result of the discharge to the road, public stormwater system or other place or any site water.
- c) That stormwater from any roof or other impervious areas is linked, via temporary downpipes and stormwater pipes, to a Council approved stormwater disposal system immediately upon completion of the roof installation or work creating other impervious areas.

**Note:** This condition has been imposed to ensure that adjoining and neighbouring land is not adversely affected by unreasonable overland flows of stormwater and that site water does not concentrate water such that they cause erosion and water pollution.

Standard Condition: E17 (Autotext EE17)

### E.13 Site Cranes

Site crane(s) and hoist(s) may be erected within the boundary of the land being developed subject to compliance with Australian Standards AS 1418, AS 2549 and AS 2550 and all relevant parts to these standards.

Cranes must not swing or hoist over any public place unless the Principal Contractor or Owner-builder have the relevant approval under the *Local Government Act 1993*, *Crown Lands Act 1989* or *Roads Act 1993*.

The crane must not be illuminated outside approved working hours other than in relation to safety beacons required by the Civil Aviation Safety Authority under the *Civil Aviation Act 1988 (Cth)*.

No illuminated sign(s) must be erected upon or displayed upon any site crane.

**Note:** Where it is proposed to swing a crane over a public place the Principal Contractor or Owner-builder must make a separate application to Council under section 68 of the *Local Government Act 1993* and obtain activity approval from Council prior to swinging or hoisting over the public place.

**Note:** Where it is proposed to swing a crane over private land the consent of the owner of that private land is required. Alternatively, the Principal Contractor or Owner-builder must obtain an access order under the *Access to Neighbouring Land Act 2000* or easement under section 88K of the *Conveyancing Act 1919* or section 40 of the *Land and Environment Court Act 1979* as appropriate. The encroachment of cranes or the like is a civil matter of trespass and encroachment. Council does not adjudicate or regulate such trespasses or encroachments.

Standard Condition: E19 (Autotext EE19)

### E.14 Check Surveys - boundary location, building location, building height, stormwater drainage system and flood protection measures relative to Australian Height Datum

The Principal Contractor or Owner-builder must ensure that a registered surveyor carries out check surveys and provides survey certificates confirming the location of the building(s), ancillary works, flood protection works and the stormwater drainage system relative to the boundaries of the site and that the height of buildings, ancillary works, flood protection works and the stormwater drainage system relative to Australian Height Datum complies with this consent at the following critical stages.



The Principal Contractor or Owner-builder must ensure that work must not proceed beyond each of the following critical stages until compliance has been demonstrated to the Principal Certifier's satisfaction:

- a) Upon the completion of foundation walls prior to the laying of any floor or the pouring of any floor slab and generally at damp proof course level.
- b) Upon the completion of formwork for floor slabs prior to the laying of any floor or the pouring of any concrete and generally at each storey.
- c) Upon the completion of formwork or framework for the roof(s) prior to the laying of any roofing or the pouring of any concrete roof.
- d) Upon the completion of formwork and steel fixing prior to pouring of any concrete for any ancillary structure, flood protection work, swimming pool or spa pool or the like.
- e) Upon the completion of formwork and steel fixing prior to pouring of any concrete for driveways showing transitions and crest thresholds confirming that driveway levels match Council approved driveway crossing levels and minimum flood levels.
- f) Stormwater drainage Systems prior to back filling over pipes confirming location, height and capacity of works.
- g) Flood protection measures are in place confirming location, height and capacity.

**Note:** This condition has been imposed to ensure that development occurs in the location and at the height approved under this consent. This is critical to ensure that building are constructed to minimum heights for flood protection and maximum heights to protect views and the amenity of neighbours.

Standard Condition: E20 (Autotext EE20)

## E.15 Placement and Use of Skip Bins

The Principal Contractor or Owner-builder must ensure that all waste storage containers, including but not limited to skip bins, must be stored within the site unless:

- a) Activity Approval has been issued by Council under section 68 of the *Local Government Act 1993* to place the waste storage container in a public place; and
- b) where located on the road it is located only in a positions where a vehicle may lawfully park in accordance with the Australian Road Rules.

**Note:** Waste storage containers must not be located on the footpath without a site specific activity approval. Where such site specific activity approval is granted a 1.5m wide clear path of travel is maintained free of any trip hazards.

Standard Condition: E21 (Autotext EE21)

## E.16 Dust Mitigation

Dust mitigation must be implemented in accordance with "*Dust Control - Do it right on site*" published by the Southern Sydney Regional Organisation of Councils.

This generally requires:

- a) Dust screens to all hoardings and site fences.
- b) All stockpiles or loose materials to be covered when not being used.
- c) All equipment, where capable, being fitted with dust catchers.
- d) All loose materials being placed bags before placing into waste or skip bins.
- e) All waste and skip bins being kept covered when not being filled or emptied.
- f) The surface of excavation work being kept wet to minimise dust.
- g) Landscaping incorporating trees, dense shrubs and grass being implemented as soon as practically possible to minimise dust.

**Note:** “Dust Control - Do it right on site” can be downloaded from Council’s website [www.woollahra.nsw.gov.au](http://www.woollahra.nsw.gov.au) or obtained from Council’s office.

**Note:** Special precautions must be taken when removing asbestos or lead materials from development sites. Additional information can be obtained from [www.safework.nsw.gov.au](http://www.safework.nsw.gov.au) and [www.epa.nsw.gov.au](http://www.epa.nsw.gov.au). Other specific conditions and advice may apply.

**Note:** Demolition and construction activities may affect local air quality and contribute to urban air pollution. The causes are dust, smoke and fumes coming from equipment or activities, and airborne chemicals when spraying for pest management. Precautions must be taken to prevent air pollution.

Standard Condition: E23 (Autotext EE23)

### **E.17 Compliance with Council’s Specification for Roadworks, Drainage and Miscellaneous Works, Road Works and, Work within the Road and Footway**

All work carried out on assets which are under Council ownership or will revert to the ownership, care, control or management of Council in connection with the *development* to which this consent relates must comply with Council’s *Specification for Roadworks, Drainage and Miscellaneous Works* (2012).

The Owner, Principal Contractor or Owner-builder must meet all costs associated with such works.

This condition does not set aside the need to obtain relevant approvals under the *Roads Act 1993* or *Local Government Act 1993* for works within roads and other public places.

**Note:** A copy of Council’s *Specification for Roadworks, Drainage and Miscellaneous Works* can be downloaded from Council’s website [www.woollahra.nsw.gov.au](http://www.woollahra.nsw.gov.au)

Standard Condition: E24 (Autotext EE24)

## E.18 Swimming and Spa Pools – Temporary Child Resistant Barriers and other Matters

Temporary child-resistant barriers must be installed in compliance with the *Swimming Pools Act 1992* and Building Code of Australia where any swimming pool or spa pool, as defined by the *Swimming Pools Act 1992*, contains more than 300mm in depth of water at any time.

Permanent child-resistant barriers must be installed in compliance with the *Swimming Pools Act 1992* and the Building Code of Australia as soon as practical.

Backwash and any temporary dewatering from any swimming pool or spa pool as defined by the *Swimming Pools Act 1992* must be discharged to the sewer in compliance with clause 10.9 (Figure 10.2) of AS/NZS 3500.2.2:1996.

**Note:** This condition does not prevent Council from issuing an order pursuant to section 23 of the *Swimming Pool Act 1992* or taking such further action as necessary for a breach of this condition or the *Swimming Pools Act 1992*.

Standard Condition: E26

## E.19 Site Waste Minimisation and Management – Demolition

In order to maximise resource recovery and minimise residual waste from demolition activities:

- a) the provisions of the Site Waste Minimisation and Management Plan (SWMMP) are to be implemented at all times during the course of the work,
- b) an area is to be allocated for the storage of materials for use, recycling and disposal (giving consideration to slope, drainage, location of waterways, stormwater outlets, vegetation and access and handling requirements),
- c) provide separate collection bins and/or areas for the storage of residual waste,
- d) clearly 'signpost' the purpose and content of the bins and/or storage areas,
- e) implement measures to prevent damage by the elements, odour, health risks and windborne litter, and
- f) minimise site disturbance, limiting unnecessary excavation.

When implementing the SWMMP the Applicant must ensure:

- a) footpaths, public reserves and street gutters are not used as places to store demolition waste or materials of any kind without Council approval,
- b) any material moved offsite is transported in accordance with the requirements of the *Protection of the Environment Operations Act 1997*,
- c) waste is only transported to a place that can lawfully be used as a waste facility,

- d) generation, storage, treatment and disposal of hazardous waste and special waste (including asbestos) is conducted in accordance with relevant waste legislation administered by the NSW Environment Protection Authority, and relevant occupational health and safety legislation administered by SafeWork NSW, and
- e) evidence such as weighbridge dockets and invoices for waste disposal or recycling services are retained.

**Note:** Materials that have an existing reuse or recycling market should not be disposed of in  
a

land fill. Reuse and recycling opportunities are decreased when asbestos is not carefully removed and segregated from other waste streams.

Standard Condition: E31 (Autotext EE31)

## E.20 Site Waste Minimisation and Management – Construction

In order to maximise resource recovery and minimise residual waste from construction activities:

- a) the provisions of the Site Waste Minimisation and Management Plan (SWMMP) are to be implemented at all times during the course of the work,
- b) arrange for the delivery of materials so that materials are delivered 'as needed' to prevent the degradation of materials through weathering and moisture damage,
- c) consider organising to return excess materials to the supplier or manufacturer,
- d) allocate an area for the storage of materials for use, recycling and disposal (considering slope, drainage, location of waterways, stormwater outlets and vegetation),
- e) clearly 'signpost' the purpose and content of the storage areas,
- f) arrange contractors for the transport, processing and disposal of waste and recycling and ensure that all contractors are aware of the legal requirements for disposing of waste,
- g) promote separate collection bins or areas for the storage of residual waste,
- h) implement measures to prevent damage by the elements, odour and health risks, and windborne litter,
- i) minimise site disturbance and limit unnecessary excavation,
- j) ensure that all waste is transported to a place that can lawfully be used as a waste facility, and
- k) retain all records demonstrating lawful disposal of waste and keep them readily accessible for inspection by regulatory authorities such as Council, the NSW EPA or SafeWork NSW.

Standard Condition: E32 (Autotext EE32)

## E.21 Asbestos Removal

All asbestos removal work must be carried out safely according to NSW work health and safety legislation.

Where hazardous material, including bonded or friable asbestos has been identified in accordance with the conditions in Section B above, and such material must be demolished, disturbed and subsequently removed, all such works must comply with the following criteria:

- a) Be undertaken by contractors who hold a current SafeWork NSW “demolition licence” and a current SafeWork NSW “Class A licence” for friable asbestos removal.
- b) Be carried out in accordance with the relevant SafeWork NSW codes of practice.
- c) No asbestos products may be reused on the site.
- d) No asbestos laden skip or bins shall be left in any public place.

**Note:** This condition is imposed to protect the health and safety of persons working on the site and the public

Standard Condition: E39

## E.22 Classification of Hazardous Waste

Prior to the exportation of hazardous waste (including hazardous fill or soil) from the site, the waste materials must be classified in accordance with the provision of the *Protection of the Environment Operations Act 1997* and the NSW EPA *Waste Classification Guidelines, Part1: Classifying Waste, 2014*.

**Note:** This condition is imposed to ensure that where hazardous waste will be removed from a site an asbestos licensed contractor can definitively determine where the waste may be legally taken for disposal.

Standard Condition: E40

## E.23 Disposal of Asbestos and Hazardous Waste

Asbestos and hazardous waste, once classified in accordance with the hazardous waste classification condition above must only be transported to waste facilities licensed to accept asbestos and appropriate classifications of hazardous waste.

**Note:** This condition is imposed to ensure that asbestos and other hazardous waste is disposed of lawfully under the *Protection of the Environment Operations Act 1997* and relevant NSW EPA requirements.

Standard Condition: E41

## E.24 Tree Preservation

All persons must comply with Council's Development Control Plan (DCP) 2015, Chapter E.3 Tree Management other than where varied by this consent. The DCP applies to any tree with a height greater than 5 metres or a diameter spread of branches greater than 3 metres.

#### General Protection Requirements

- a) The TPZ must be maintained during all development work unless otherwise specified within these conditions of consent.
- b) Excavation must cease where tree roots with a diameter exceeding 50mm are exposed. The *principal contractor* must procure an inspection of the exposed tree roots by an arborist with a minimum AQF Level 5 qualification. Excavation must only recommence with the implementation of the recommendations of the arborist.
- c) Where there is damage to any part of a tree the *principal contractor* must procure an inspection of the tree by a qualified arborist immediately. The *principal contractor* must immediately implement treatment as directed by the arborist. The arborist is to supply a detailed report to the appointed certifier.

**Note:** Trees must be pruned in accordance with *Australian Standard AS 4373 "Pruning of Amenity Trees"* and *WorkCover NSW Code of Practice Amenity Tree Industry*.

### **E.25 Replacement/Supplementary trees which must be planted**

Any replacement or supplementary tree shall be grown in accordance with Tree stock for landscape use (AS 2303:2015). The replacement tree shall be planted in a *deep soil landscaped area* and maintained in a healthy and vigorous condition. If the replacement tree is found to be faulty, damaged, dying or dead before it attains a size whereby it is protected by Council's Tree Preservation Order, it must be replaced with another of the same species which complies with the criteria outlined below.

Species/Type	Planting/Location	Container Size/Size of Tree (at planting)	Minimum Dimensions at Maturity (metres)
1 x <i>Acer palmatum</i> (Japanese Maple)	South western side of property	100 litre	5 x 3
3 x <i>Banksia integrifolia</i> (Coastal Banksia)	Front yard - South western side of property	200 litre each	7 x 5 each
4 x <i>Howea forsteriana</i> (Kentia palm)	Rear boundary	200 litre each	7 x 3 each

2 x <i>Plumeria acutifolia</i> (Frangipani)	Front yard	400 litre each	4 x 5 each
1 x <i>Plumeria acutifolia</i> (Frangipani)	Rear yard – northern side	400 litre	4 x 5

The project arborist shall document compliance with the above condition.

## E.26 Level changes in the vicinity of trees

No level changes shall occur within the specified radius from the trunks of the following trees.

Council Ref No.	Species	Location	Radius from centre of trunk (metres)
2	<i>Phoenix canariensis</i> (Canary Island Date palm)	Front boundary	3.5

The project arborist shall document compliance with the above condition.

## E.27 Hand excavation within tree root zones

Excavation undertaken within the specified radius from the trunks of the following trees shall be hand dug.

Council Ref No.	Species	Location	Radius from centre of trunk (metres)
2	<i>Phoenix canariensis</i> (Canary Island Date palm)	Front boundary	3.5

Small hand tools such as mattocks or using compressed air or water jetting only shall be used. Roots with a diameter equal to or in excess of 50mm shall not be severed or damaged unless approved in writing by the project arborist.

Mechanical excavation is permitted beyond this radius when root pruning by hand along the perimeter line is completed. Exposed roots to be retained shall be covered with mulch or a geotextile fabric and kept in a moist condition and prevented from drying out.

All root pruning must be undertaken in accordance with the Australian Standard 4373 "Pruning of Amenity Trees" and carried out by a qualified Arborist (minimum qualification of Australian Qualification Framework Level 5 or recognised equivalent).

The project arborist shall document compliance with the above condition.

## **E.28 Compliance with Acid Sulfate Soils Management Plan**

The Principal Contractor or Owner-builder and any subcontractor must comply with the Acid Sulfate Soil Management Plan and the NSW Government Acid Sulfate Soils Management Advisory Committee manual and any relevant guidelines.

**Note:** The Acid Sulfate Soils Management plan submitted with the Development Application sets out all the above requirements in detail.

**Note:** A failure to implement and maintain the Acid Sulfate Soils Management plan can result in the following environmental harm:

- damage to the soil structure so plant roots and soil organisms can't easily move about
- plant roots being burnt by acid, reducing plant health and productivity
- acid intolerant soil fauna and flora are killed, so the soil biodiversity and health are reduced
- plants and soil life can be poisoned by the available toxic metals
- loss of aquatic plants that cannot survive acidic conditions
- loss of fish, crustaceans, birds and other animals
- damage to metal and concrete structures (such as bridge pylons and pipes)

Standard Condition: E28 (Autotext EE28)

## **F. Conditions which must be satisfied prior to any occupation or use of the building (Part 6 of the Act and Part 8 Division 3 of the Regulation)**

### **F.1 Occupation Certificate (section 6.9 of the Act)**

A person must not commence occupation or use of the whole or any part of a new building (within the meaning of section 6.10 of the Act) unless an Occupation Certificate has been issued in relation to the building or part.



**Note:** New building includes an altered portion of, or an extension to, an existing building.

Standard Condition: F1 (Autotext FF1)

## F.2 Commissioning and Certification of Systems and Works

The Principal Contractor or Owner-builder must submit to the satisfaction of the Principal Certifier works-as-executed (WAE) plans, Compliance Certificates and evidence of suitability in accordance with Part A2.2 of the BCA confirming that the works, as executed and as detailed, comply with the requirement of this consent, the *Act*, the *Regulations*, any relevant construction certificate, the BCA and relevant Australian Standards.

Works-as-executed plans, Compliance Certificates and evidence of suitability in accordance with Part A2.2 of the BCA must include but may not be limited to:

- a) Certification from the supervising professional engineer that the requirement of the Geotechnical/Hydrogeological conditions and report recommendations were implemented and satisfied during development work.
- b) All garage, driveways and access ramps comply with AS 2890.1: *Off-Street car parking*.
- c) Certification from a Civil/Traffic Engineer that 2m x 2.5m sight triangle, clear of any obstructions to visibility, have been provided on the western side of the driveway exit to comply with AS 2890.1: *Off-Street car parking*.
- d) All stormwater drainage and storage systems.
- e) All mechanical ventilation systems.
- f) All hydraulic systems.
- g) All structural work.
- h) All acoustic attenuation work.
- i) All waterproofing.
- j) Such further matters as the Principal Certifier may require.

**Note:** This condition has been imposed to ensure that systems and works as completed meet development standards as defined by the *Act*, comply with the BCA, comply with this consent and so that a public record of works as execute is maintained.

**Note:** The PC may require any number of WAE plans, certificates, or other evidence of suitability as necessary to confirm compliance with the *Act*, *Regulation*, development standards, BCA, and relevant Australia Standards. As a minimum WAE plans and certification is required for stormwater drainage and detention, mechanical ventilation work, hydraulic services (including but not limited to fire services).

**Note:** The PC must submit to Council, with any Occupation Certificate, copies of WAE plans, Compliance Certificates and evidence of suitability in accordance with Part A2.2 of the BCA upon which the PC has relied in issuing any Occupation Certificate.

Standard Condition: F7 (Autotext FF7)

### F.3 Swimming and Spa Pools – Permanent Child Resistant Barriers and other Matters

Prior to filling any swimming pool, as defined by the *Swimming Pools Act 1992*:

- a) Permanent child-resistant barriers must be installed in compliance with the *Swimming Pools Act 1992* and the Building Code of Australia.
- b) The swimming pool must be registered in accordance with section 30B of the *Swimming Pools Act 1992* on the NSW Government Swimming Pool Register.
- c) The Principal Contractor or Owner must either obtain a certificate of compliance issued pursuant to section 22D of the *Swimming Pools Act 1992* or an appropriate Occupation Certificate authorising use of the swimming pool.
- d) Public pools must comply with the *NSW Health Public Swimming Pool and Spa Pool Guidelines* in force at that time and private pools are encouraged to comply with the same standards as applicable.
- e) Water recirculation and filtration systems must be installed in compliance with AS 1926.3-2010: *Swimming pool safety - Water recirculation systems*.

Backwash must be discharged to the sewer in compliance with clause 10.9 (Figure 10.2) of AS/NZS 3500.2.2:1996.

Water recirculation and filtration systems must be connected to the electricity supply by a timer that limits the systems operation such that it does not operate before 8 am or after 8 pm on any Sunday or public holiday or before 7 am or after 8 pm on any other day.

**Note:** NSW Health guidelines and fact sheets are available at [www.health.nsw.gov.au/environment/publicpools/Pages/default.aspx](http://www.health.nsw.gov.au/environment/publicpools/Pages/default.aspx)

Standard Condition: F13 (Autotext FF13)

### F.4 Amenity Landscaping

The *owner* or *principal contractor* must install all approved amenity landscaping (screen planting, soil stabilisation planting, etc.) prior to any occupation or use of the site.

**Note:** This condition has been imposed to ensure that the environmental impacts of the development are mitigated by approved landscaping prior to any occupation of the development.

### G. Conditions which must be satisfied prior to the issue of any Subdivision Certificate

Nil

## **H. Conditions which must be satisfied prior to the issue of a Final Occupation Certificate (section 6.4 (c))**

### **H.1 Fulfillment of BASIX Commitments – clause 154B of the *Regulation***

All BASIX commitments must be effected in accordance with the BASIX Certificate No. 1035957S\_04.

**Note:** Clause 154B(2) of the *Environmental Planning and Assessment Regulation 2000* provides: "A *certifying authority* must not issue a final Occupation Certificate for a BASIX affected building to which this clause applies unless it is satisfied that each of the commitments whose fulfilment it is required to monitor has been fulfilled."

Standard Condition: H7 (Autotext HH7)

### **H.2 Removal of Ancillary Works and Structures**

The Principal Contractor or Owner must remove from the land and any adjoining public place:

- a) the site sign,
- b) ablutions,
- c) hoarding,
- d) scaffolding, and
- e) waste materials, matter, article or thing.

**Note:** This condition has been imposed to ensure that all ancillary matter is removed prior to the issue of the Final Occupation Certificate.

Standard Condition: H12 (Autotext HH12)

### **H.3 Road Works (including footpaths)**

The following works must be completed to the satisfaction of Council, in compliance with Council's *Specification for Roadworks, Drainage and Miscellaneous Works* (2012) unless expressly provided otherwise by these conditions at the Principal Contractor's or Owner's expense:

- a) stormwater pipes, pits and connections to public stormwater systems within the *road*,
- b) driveways and vehicular crossings within the *road*,
- c) removal of redundant driveways and vehicular crossings,
- d) new footpaths within the *road*,

- e) relocation of existing power/light pole,
- f) relocation/provision of street signs,
- g) new or replacement street trees,
- h) new footway verges, where a grass verge exists, the balance of the area between the footpath and the kerb or site boundary over the full frontage of the proposed development must be turfed. The grass verge must be constructed to contain a uniform minimum 75mm of friable growing medium and have a total cover of turf predominant within the street,
- i) new or reinstated kerb and guttering within the *road*, and
- j) new or reinstated road surface pavement within the *road*.

**Note:** Security held by Council pursuant to section 4.17(6) of the *Act* will not be release by Council until compliance has been achieved with this condition. An application for refund of security must be submitted with the Final Occupation Certificate to Council. This form can be downloaded from Council's website [www.woollahra.nsw.gov.au](http://www.woollahra.nsw.gov.au) or obtained from Council's customer service centre.

Standard Condition: H13 (Autotext HH13)

## H.4 Landscaping

The *principal contractor* or *owner* must provide to *PCA* a works-as-executed landscape plan and certification from a qualified landscape architect/designer, horticulturist and/or arborist as applicable to the effect that the works comply with this consent.

**Note:** This condition has been imposed to ensure that all Landscaping work is completed prior to the issue of the Final Occupation Certificate.

## I. Conditions which must be satisfied during the ongoing use of the development

### I.1 Maintenance of BASIX Commitments

All BASIX commitments must be maintained in accordance with the BASIX Certificate No. 1035957S\_04.

**Note:** This condition affects successors in title with the intent that environmental sustainability measures must be maintained for the life of development under this consent.

Standard Condition: I24

### I.2 Swimming and Spa Pools – Maintenance

Swimming and spa pools must be maintained:

- a) in compliance with the *Swimming Pools Act 1992* and the Building Code of Australia with regard to the provision of child-resistant barriers and resuscitation signs,
- b) in compliance with the NSW Health “Public Swimming Pools and Spa Pools Advisory Document” in force at that time. Private pools are encouraged to comply with the same standards as applicable,
- c) in compliance with AS 1926.3-2010 *Swimming pool safety - Water recirculation and filtration systems*,
- d) with backwash being discharged to the sewer in compliance with clause 10.9 (Figure 10.2) of AS/NZS 3500.2.2:1996, and
- e) with a timer that limits the recirculation and filtration systems operation such that it does not emit noise that can be heard within a habitable room in any other residential premises (regardless of whether any door or window to that room is open):
  - before 8 am or after 8 pm on any Sunday or public holiday, or
  - before 7 am or after 8 pm on any other day.

**Note:** Child-resistant barriers, resuscitation signs, recirculation and filtration systems and controls systems require regular maintenance to ensure that life safety, health and amenity standards are maintained.

**Note:** The NSW Health public swimming pools and spa pools guidelines are available at [www.health.nsw.gov.au/environment/publicpools/Pages/default.aspx](http://www.health.nsw.gov.au/environment/publicpools/Pages/default.aspx)

Standard Condition: I30

### I.3 Outdoor Lighting – Residential

Outdoor lighting must comply with AS/NZS 4282:2019: *Control of the obtrusive effects of outdoor lighting*. The maximum luminous intensity from each luminaire and threshold limits must not exceed the level 1 control relevant under tables in AS/NZS 4282:2019.

**Note:** This condition has been imposed to protect the amenity of neighbours and limit the obtrusive effects of outdoor lighting in public places.

**Note:** This condition has been imposed to control the obtrusive effects of outdoor lighting.

Standard Condition: I49

### I.4 Noise from Mechanical Plant and Equipment

The noise level measured at any boundary of the site at any time while the mechanical plant and equipment is operating must not exceed the *background noise level*. Where noise sensitive receivers are located within the site, the noise level is measured from the nearest strata, stratum or community title land and must not exceed *background noise level* at any time.

The *background noise level* is the underlying level present in the ambient noise, excluding the subject noise source, when extraneous noise is removed. For assessment purposes the background noise level is the  $L_{A90, 15 \text{ minute}}$  level measured by a sound level meter.

**Note:** This condition has been imposed to protect the amenity of the neighbourhood.

**Note:** Words in this condition have the same meaning as in the *Noise Policy for Industry* (2017) [www.epa.nsw.gov.au/your-environment/noise/industrial-noise/noise-policy-for-industry-\(2017\)](http://www.epa.nsw.gov.au/your-environment/noise/industrial-noise/noise-policy-for-industry-(2017))

and *Noise Guide for Local Government* (2013) [www.epa.nsw.gov.au/your-environment/noise/regulating-noise/noise-guide-local-government](http://www.epa.nsw.gov.au/your-environment/noise/regulating-noise/noise-guide-local-government)

Standard Condition: I59

## J. Miscellaneous Conditions

Nil

## K. Advisings

### K.1 Criminal Offences – Breach of Development Consent and Environmental Laws

Failure to comply with this development consent and any condition of this consent is a **criminal offence**. Failure to comply with other environmental laws is also a criminal offence.

Where there is any breach Council may without any further warning:

- a) Issue Penalty Infringement Notices (On-the-spot fines);
- b) Issue notices and orders;
- c) Prosecute any person breaching this consent; and/or
- d) Seek injunctions/orders before the courts to restrain and remedy any breach.

#### Warnings as to potential maximum penalties

Maximum penalties under NSW environmental laws include fines up to \$1.1 Million and/or custodial sentences for serious offences.

#### Warning as to enforcement and legal costs

Should Council have to take any action to enforced compliance with this consent or other environmental laws Council's policy is to seek from the Court appropriate orders requiring the payments of its costs beyond any penalty or remedy the Court may order.

This consent and this specific advice will be tendered to the Court when seeking costs orders from the Court where Council is successful in any necessary enforcement action.

**Note:** The payment of environmental penalty infringement notices does not result in any criminal offence being recorded. If a penalty infringement notice is challenged in Court and the person is found guilty of the offence by the Court, subject to section 10 of *the Crimes (Sentencing Procedure) Act 1999*, a criminal conviction is recorded. The effect of a criminal conviction beyond any fine is serious.

Standard Advising: K1 (Autotext KK1)

## K.2 Dial Before You Dig



The Principal Contractor, Owner-builder or any person digging may be held financially responsible by the asset owner should they damage underground pipe or cable networks. Minimise your risk and dial 1100 Before You Dig or visit [www.1100.com.au](http://www.1100.com.au)

When you contact Dial Before You Dig you will be sent details of all Dial Before You Dig members who have underground assets in the vicinity of your proposed excavation.

Standard Advising: K2 (Autotext KK2)

## K.3 Builder's Licences and Owner-builders Permits

Section 6.6(2)(d) of the *Act* requires among other matters that the person having the benefit of the development consent, if not carrying out the work as an **owner-builder**, must appoint a Principal Contractor for residential building work who must be the holder of a contractor licence.

The Owner(s) must appoint the Principal Certifier. The Principal Certifier must check that the required insurances are in place before the commencement of building work. The Principal Contractor (builder) must provide the Owners with a certificate of insurance evidencing the contract of insurance under the *Home Building Act 1989* for the residential building work.

**Note:** For more information go to the NSW Fair Trading website  
[www.fairtrading.nsw.gov.au/housing-and-property/building-and-renovating](http://www.fairtrading.nsw.gov.au/housing-and-property/building-and-renovating)

Standard Condition: K5 (Autotext KK5)

#### **K.4 Building Standards - Guide to Standards and Tolerances**

The Principal Certifier does not undertake detailed quality control inspections and the role of the Principal Certifier is primarily to ensure that the development proceeds in accordance with this consent, Construction Certificates and that the development is fit for occupation in accordance with its classification under the Building Code of Australia.

Critical Stage Inspections do not provide the level of supervision required to ensure that the minimum standards and tolerances specified by the “NSW Guide to Standards and Tolerances 2017” are achieved.

The quality of any development is a function of the quality of the Principal Contractor’s or Owner-builder’s supervision of individual contractors and trades on a daily basis during the development. The Principal Certifier does not undertake this role.

Council, as the Principal Certifier or otherwise, does not adjudicate building contract disputes between the Principal Contractor, contractors and the Owner.

**Note:** For more information on the *NSW Guide to Standards and Tolerances* go to the NSW Fair Trading website [www.fairtrading.nsw.gov.au/housing-and-property/building-and-renovating/after-you-build-or-renovate/guide-to-standards-and-tolerances](http://www.fairtrading.nsw.gov.au/housing-and-property/building-and-renovating/after-you-build-or-renovate/guide-to-standards-and-tolerances) or call 133 220.

Standard Condition: K6 (Autotext KK6)

#### **K.5 SafeWork NSW Requirements**

The *Work Health and Safety Act 2011* and subordinate regulations, codes of practice and guidelines control and regulate the development industry.

**Note:** For more information go to the SafeWork NSW website [www.safework.nsw.gov.au](http://www.safework.nsw.gov.au) or call 131 050.

Standard Condition: K7 (Autotext KK7)



## K.6 Dividing Fences

The erection of dividing fences under this consent does not affect the provisions of the *Dividing Fences Act 1991*. Council does not adjudicate civil disputes relating to the provision of, or payment for, the erection of dividing fences.

**Note:** Further information can be obtained from the NSW Civil and Administrative Tribunal [www.ncat.nsw.gov.au/Pages/cc/Divisions/dividing\\_fences.aspx](http://www.ncat.nsw.gov.au/Pages/cc/Divisions/dividing_fences.aspx)

**Note:** Community Justice Centres provide a free mediation service to the community to help people resolve a wide range of disputes, including dividing fences matters. Their service is free, confidential, voluntary, timely and easy to use. Mediation sessions are conducted by two impartial, trained mediators who help people work together to reach an agreement. Around 75% of mediations result in an agreement being reached. Mediation sessions can be arranged at convenient times during the day, evening or weekends. To contact the Community Justice Centres go to [www.cjc.nsw.gov.au](http://www.cjc.nsw.gov.au) or call 1800 990 777.

Standard Advising: K10 (Autotext KK10)

## K.7 Appeal

Council is always prepared to discuss its decisions and, in this regard, please do not hesitate to contact Matthew Kelly, Assessment Officer, on (02) 9391 7047

However, if you wish to pursue your rights of appeal in the Land and Environment Court you are advised that Council generally seeks resolution of such appeals through a section 34 Conference, site hearings and the use of Court Appointed Experts, instead of a full Court hearing.

This approach is less adversarial, it achieves a quicker decision than would be the case through a full Court hearing and it can give rise to considerable cost and time savings for all parties involved. The use of the section 34 Conference approach requires the appellant to agree, in writing, to the Court appointed commissioner having the full authority to completely determine the matter at the conference.

Standard Condition: K14 (Autotext KK14)

## K.8 Release of Security

An application must be made to Council by the person who paid the security for release of the securities held under section 4.17 of the *Act*.

The securities will not be released until a Final Occupation Certificate has been lodged with Council, Council has inspected the site and Council is satisfied that the public

works have been carried out to Council's requirements. Council may use part or all of the security to complete the works to its satisfaction if the works do not meet Council's requirements.

Council will only release the security upon being satisfied that all damage or all works, the purpose for which the security has been held have been remedied or completed to Council's satisfaction as the case may be.

Council may retain a portion of the security to remedy any defects in any such public work that arise within 6 months after the work is completed.

Upon completion of each section of road, drainage and landscape work to Council's satisfaction, 90% of the bond monies held by Council for these works will be released upon application. 10% may be retained by Council for a further 6 month period and may be used by Council to repair or rectify any defects or temporary works during the 6 month period.

**Note:** The Refund of Security Bond Application form can be downloaded from [www.woollahra.nsw.gov.au](http://www.woollahra.nsw.gov.au)

Standard Condition: K15 (Autotext KK15)

## K.9 Recycling of Demolition and Building Material

It is estimated that building waste, including disposable materials, resulting from demolition, excavation, construction and renovation, accounts for almost 70% of landfill. Such waste is also a problem in the generation of dust and the pollution of stormwater. Council encourages the recycling of demolition and building materials.

Standard Condition: K17 (Autotext KK17)

## K.10 Owner-builders

Under the *Home Building Act 1989* any property owner who intends undertaking construction work to a dwelling house or dual occupancy to the value of \$12,000 or over must complete an approved education course and obtain an owner-builder permit from NSW Fair Trading.

**Note:** For more information go to the NSW Fair Trading website [www.fairtrading.nsw.gov.au](http://www.fairtrading.nsw.gov.au) or call 133 220.

Standard Condition: K18 (Autotext KK18)

### **K.11 Pruning or Removing a Tree Growing on Private Property**

Woollahra Municipal Development Control Plan (DCP) 2015, Chapter E.3 Tree Management may require that an application be made to Council prior to pruning or removing any tree. The aim is to secure the amenity of trees and preserve the existing landscape within our urban environment.

Before you prune or remove a tree, make sure you read all relevant conditions.

You can obtain a copy of the DCP from Council's website [www.woollahra.nsw.gov.au](http://www.woollahra.nsw.gov.au) or you may contact Council on 9391-7000 for further advice.

### **K.12 Dilapidation Report**

Please note the following in relation to the condition for a dilapidation report:

- a) The dilapidation report will be made available to affected property owners on requested and may be used by them in the event of a dispute relating to damage allegedly due to the carrying out of the development.
- b) This condition cannot prevent neighbouring buildings being damaged by the carrying out of the development.
- c) Council will not be held responsible for any damage which may be caused to adjoining buildings as a consequence of the development being carried out.
- d) Council will not become directly involved in disputes between the developer, its contractors and the owners of neighbouring buildings.
- e) In the event that access for undertaking the dilapidation survey is denied the Applicant is to demonstrate in writing to the satisfaction of the Principal Certifier that all reasonable steps were taken to obtain access to the adjoining property. The dilapidation report will need to be based on a survey of what can be observed externally.

Standard Advising: K23 (Autotext KK23)

### **K.13 Roads Act 1993 Application**

Works or structures over, on or under public roads or footpaths are subject to sections 138, 139 and 218 of the *Roads Act 1993* and specifically:

- Construction of driveways and/or new or alterations to footpath paving
- Alteration and/or extension to Council drainage infrastructure
- Alteration and/or addition of retaining walls
- Pumping of water to Council's below ground stormwater system
- Installation of soil/rock anchors under the roadway
- Installation of Stormwater outlet pipes across the nature strip

An “Application to Carry Out Works in a Public Road” form must be completed and lodged, with the application fee, at Council’s Customer Services. Detailed plans and specifications of all works (including but not limited to structures, road works, driveway crossings, footpaths and stormwater drainage etc) within existing roads, must be attached, submitted to and approved by Council under section 138 of the *Roads Act 1993*, before the issue of any Construction Certificate.

Detailed engineering plans and specifications of the works required by this condition must accompany the application form. The plans must clearly show the following:

- Engineering drawings (plan, sections and elevation views) and specifications of the footpath, driveways, kerb and gutter, new gully pit showing clearly the connection point of site outlet pipe(s). Note, the connection drainage lines must be as direct as possible and generally run perpendicular to the kerb alignment.
- Engineering drawings of the new drainage line to be constructed joining the new and existing drainage pits including services.

All driveways must include a design longitudinal surface profile for the proposed driveway for assessment. The driveway profile is to start from the road centreline and be along the worst case edge of the proposed driveway. Gradients and transitions must be in accordance with clause 2.5.3, 2.6 of AS 2890.1 – 2004, Part 1 – *Off-street car parking*. The driveway profile submitted to Council must be to (1:25) scale (for template checking purposes) and contain all relevant details: reduced levels, proposed grades and distances.

The existing footpath level and grade at the street alignment of the property must be maintained unless otherwise specified by Council. Your driveway levels are to comply with AS2890.1 and Council’s Standard Drawings. There may be occasions where these requirements conflict with your development and you are required to carefully check the driveway/garage slab and footpath levels for any variations.

Note: Any adjustments required from the garage slab and the street levels are to be carried out internally on private property

Drainage design works must comply with the Woollahra DCP 2015 Chapter E2 – Stormwater and Flood Risk Management.

Temporary ground anchors may be permitted, in accordance with Council’s “Rock Anchor Policy”.

Services: Prior to any excavation works, the location and depth of all public utility services (telephone, cable TV, electricity, gas, water, sewer, drainage, etc.) must be ascertained. The Applicant shall be responsible for all public utility

adjustment/relocation works, necessitated by the development work and as required by the various public utility authorities and/or their agents.

All public domain works must comply with the latest version of Council's "*Specification for Roadworks, Drainage and Miscellaneous Works*" unless expressly provided otherwise by these conditions. This specification and the application form can be downloaded from [www.woollahra.nsw.gov.au](http://www.woollahra.nsw.gov.au).

**Note:** To ensure that this work is completed to Council's satisfaction, this consent by separate condition, may impose one or more Infrastructure Works Bonds.

**Note:** When an application under the *Roads Act* is required, then four (4) weeks is to be allowed for assessment.

**Note:** *road* has the same meaning as in the *Roads Act 1993*.

**Note:** The intent of this condition is that the design of the road, footpaths, driveway crossings and public stormwater drainage works must be detailed and approved prior to the issue of any Construction Certificate. Changes in levels may arise from the detailed design of buildings, road, footpath, driveway crossing grades and stormwater. Changes required under *Road Act 1993* approvals may necessitate design and levels changes under this consent. This may in turn require the Applicant to seek to amend this consent.

Standard Advising: K24 (Autotext KK24)